

FINAL BRITISH LEAGUE TABLES – SEASON 200⁵~~6~~-2007⁶

| | P | W | D | L | F | A | Pts |
|--------------------------------|----------|----------|----------|----------|----------|----------|------------|
| <u>Premier Division</u> | | | | | | | |
| London Progress I | 14 | 13 | 1 | - | 94 | 18 | 27 |
| Ormesby I | 14 | 7 | 5 | 2 | 63 | 49 | 19 |
| Darlington I | 14 | 7 | 1 | 6 | 58 | 54 | 15 |
| Batts Team Peniel I | 14 | 5 | 4 | 5 | 62 | 50 | 14 |
| Harvey Barnets I | 14 | 5 | 4 | 5 | 56 | 56 | 14 |
| Ellenborough I | 14 | 5 | 4 | 5 | 53 | 59 | 14 |
| Elgre Nottingham I | 14 | 1 | 4 | 9 | 36 | 76 | 6 |
| Horsham I | 14 | - | 2 | 12 | 26 | 86 | 2 |

| | P | W | D | L | F | A | Pts |
|--------------------------------|----------|----------|----------|----------|----------|----------|------------|
| <u>Division 1 North</u> | | | | | | | |
| Sycamore | 14 | 12 | - | 2 | 81 | 31 | 24 |
| Derwent I | 14 | 12 | - | 3 | 69 | 43 | 21 |
| Norwich | 14 | 8 | 1 | 5 | 65 | 47 | 17 |
| Bedford Modern I | 14 | 5 | 3 | 6 | 53 | 59 | 13 |
| Darlington II | 14 | 5 | 3 | 6 | 53 | 59 | 13 |
| Ormesby II | 14 | 6 | - | 8 | 50 | 62 | 12 |
| Grantham | 14 | 4 | 3 | 7 | 49 | 63 | 11 |
| Seasiders I | 14 | - | 1 | 13 | 28 | 84 | 1 |

| | P | W | D | L | F | A | Pts |
|--------------------------------|----------|----------|----------|----------|----------|----------|------------|
| <u>Division 1 South</u> | | | | | | | |
| Oxford Fireplace Centre I | 14 | 11 | - | 3 | 76 | 36 | 22 |
| DML Woolwell I | 14 | 9 | 3 | 2 | 74 | 38 | 21 |
| Cippenham I | 14 | 8 | 1 | 5 | 63 | 49 | 17 |
| London Progress II | 14 | 7 | 2 | 5 | 62 | 50 | 16 |
| Fusion I | 14 | 6 | 2 | 6 | 61 | 51 | 14 |
| OLOP Impact I | 14 | 4 | 2 | 8 | 47 | 65 | 10 |
| Brighton I | 14 | 4 | 2 | 8 | 42 | 70 | 10 |
| De Vere Netts | 14 | 1 | - | 13 | 23 | 89 | 2 |

| | P | W | D | L | F | A | Pts |
|--------------------------------|----------|----------|----------|----------|----------|----------|------------|
| <u>Division 2 North</u> | | | | | | | |
| Rotherham Scorpions I | 14 | 13 | - | 1 | 86 | 26 | 26 |
| Elgre Nottingham II | 14 | 10 | 1 | 3 | 68 | 44 | 21 |
| McClymont National | 14 | 8 | - | 6 | 67 | 45 | 16 |
| Halton Croda I | 14 | 6 | 2 | 6 | 58 | 54 | 14 |
| Northfield | 14 | 6 | 1 | 7 | 54 | 58 | 13 |
| Dewsbury & B.D. Fastbats I | 14 | 6 | 1 | 7 | 50 | 61 | 13 |
| Blackpool | 14 | 3 | 2 | 9 | 43 | 68 | 8 |
| Uxbridge Burton | 14 | - | 1 | 13 | 21 | 91 | 1 |

Division 2 South

| | P | W | D | L | F | A | Pts |
|--------------------------|----------|----------|----------|----------|----------|----------|------------|
| EBS-Orange Northampton I | 14 | 12 | 1 | 1 | 78 | 34 | 25 |
| York Gardens I | 14 | 11 | 2 | 1 | 78 | 34 | 24 |
| Byng Hall I | 14 | 9 | 2 | 3 | 73 | 39 | 20 |
| Fusion II | 14 | 7 | 2 | 5 | 58 | 54 | 16 |
| Generation 2 | 14 | 5 | 2 | 7 | 49 | 63 | 12 |
| Batts Team Peniel II | 14 | 2 | 2 | 10 | 42 | 70 | 6 |
| OLOP Impact II | 14 | 1 | 3 | 10 | 33 | 79 | 5 |
| Horsham II | 14 | 1 | 2 | 11 | 37 | 75 | 4 |

Division 2 South and Midlands

| | P | W | D | L | F | A | Pts |
|----------------------------|----------|----------|----------|----------|----------|----------|------------|
| London Progress III | 14 | 11 | 2 | 1 | 79 | 33 | 24 |
| Cippenham II | 14 | 8 | 2 | 4 | 66 | 46 | 18 |
| Oxford Fireplace Centre II | 14 | 8 | 2 | 4 | 63 | 49 | 18 |
| Harvey Barnets II | 14 | 5 | 7 | 2 | 61 | 51 | 17 |
| Bedford Modern II | 14 | 4 | 4 | 6 | 49 | 63 | 12 |
| EBS-Orange Northampton II | 14 | 3 | 5 | 6 | 54 | 58 | 11 |
| Kingshurst Bribar | 14 | 3 | 1 | 10 | 37 | 75 | 7 |
| Ashford I | 14 | 2 | 1 | 11 | 39 | 73 | 5 |

Division 3 South and West

| | P | W | D | L | F | A | Pts |
|-----------------------------|----------|----------|----------|----------|----------|----------|------------|
| Guinness Polska I | 14 | 11 | 2 | 1 | 93 | 19 | 24 |
| Club Cornwall | 14 | 10 | 2 | 2 | 80 | 32 | 22 |
| Guernsey | 14 | 8 | 2 | 4 | 58 | 54 | 18 |
| Kingsfisher Reading | 14 | 6 | 3 | 5 | 56 | 56 | 15 |
| Waterside | 14 | 5 | 4 | 5 | 58 | 54 | 14 |
| NWF | 14 | 4 | 1 | 9 | 44 | 68 | 9 |
| Oxford Fireplace Centre III | 14 | 2 | 2 | 10 | 29 | 83 | 6 |
| Ashford III | 14 | 1 | 2 | 11 | 30 | 82 | 4 |

Division 3 North

| | P | W | D | L | F | A | Pts |
|-----------------------------|----------|----------|----------|----------|----------|----------|------------|
| Chesterfield | 14 | 14 | - | - | 100 | 12 | 28 |
| Sheffield | 14 | 10 | 1 | 3 | 74 | 38 | 21 |
| Halton Croda II | 14 | 9 | 1 | 4 | 64 | 48 | 19 |
| Grimsby | 14 | 6 | 1 | 7 | 52 | 60 | 13 |
| Derwent II | 14 | 3 | 3 | 8 | 49 | 63 | 9 |
| Seasiders II | 14 | 2 | 4 | 8 | 38 | 73 | 8 |
| Barrow | 14 | 2 | 3 | 9 | 41 | 71 | 7 |
| Dewsbury & B.D. Fastbats II | 14 | 3 | 1 | 10 | 29 | 82 | 7 |

Division 3 South

| | P | W | D | L | F | A | Pts |
|----------------------|----------|----------|----------|----------|----------|----------|------------|
| Mossford | 14 | 10 | 4 | - | 73 | 39 | 24 |
| London Progress IV | 14 | 7 | 5 | 2 | 66 | 46 | 19 |
| Sutton Sharks | 14 | 2 | 11 | 1 | 57 | 55 | 15 |
| Ashford II | 14 | 4 | 5 | 5 | 54 | 58 | 13 |
| Horsham III | 14 | 4 | 5 | 5 | 52 | 60 | 13 |
| Ellenborough II | 14 | 3 | 5 | 6 | 52 | 60 | 11 |
| Elgre Nottingham III | 14 | 2 | 5 | 7 | 48 | 64 | 9 |
| Hastings | 14 | 2 | 4 | 8 | 46 | 66 | 8 |

Division 4 South and West

| | P | W | D | L | F | A | Pts |
|--------------------|----------|----------|----------|----------|----------|----------|------------|
| DML Woolwell II | 14 | 10 | 3 | 1 | 77 | 35 | 23 |
| Plymouth Wanderers | 14 | 7 | 7 | - | 66 | 46 | 21 |
| Cippenham III | 14 | 7 | 5 | 2 | 67 | 45 | 19 |
| Cofton Hackett | 14 | 7 | 3 | 4 | 69 | 43 | 17 |
| Southampton West | 14 | 4 | 4 | 6 | 54 | 58 | 12 |
| London Progress V | 14 | 4 | 3 | 7 | 61 | 51 | 11 |
| Guinness Polska II | 14 | 2 | 3 | 9 | 29 | 83 | 7 |
| Brighton III | 14 | 1 | - | 13 | 25 | 87 | 2 |

Division 4 North

| | P | W | D | L | F | A | Pts |
|------------------------|----------|----------|----------|----------|----------|----------|------------|
| Ormesby III | 14 | 13 | - | 1 | 89 | 23 | 26 |
| Woodfield | 14 | 12 | - | 2 | 87 | 25 | 24 |
| Elgre Nottingham | 14 | 11 | - | 3 | 78 | 34 | 22 |
| Darlington III | 14 | 7 | 1 | 6 | 62 | 50 | 15 |
| Rotherham Scorpions II | 14 | 5 | 1 | 8 | 53 | 59 | 11 |
| Hotpoint Peterborough | 14 | 2 | 2 | 10 | 31 | 81 | 6 |
| Isle of Man | 14 | 1 | 2 | 11 | 30 | 92 | 4 |
| Angels | 14 | 2 | - | 12 | 18 | 94 | 4 |

Division 4 South

| | P | W | D | L | F | A | Pts |
|--------------------|----------|----------|----------|----------|----------|----------|------------|
| Brighton II | 12 | 10 | 2 | - | 80 | 16 | 22 |
| Eastbourne | 12 | 8 | 2 | 2 | 66 | 30 | 18 |
| Fusion III | 12 | 6 | 2 | 4 | 49 | 47 | 14 |
| York Gardens | 12 | 5 | 1 | 6 | 47 | 49 | 11 |
| Byng Hall II | 12 | 4 | 1 | 7 | 31 | 65 | 9 |
| Britannia Ipswich | 12 | 2 | 2 | 8 | 34 | 62 | 6 |
| Harvey Barnets III | 12 | 2 | - | 10 | 29 | 67 | 4 |

British League

Promoted by The English Table Tennis Association Limited

Match Result Sheet

PLEASE WRITE WITH BLACK BALL POINT PEN IN BLOCK CAPITALS

Umpire: Date: 12-3-06 Venue: CIPPENHAM Division: 13
~~25~~


| HOME TEAM | CIPPENHAM I | | AWAY TEAM | OLDF IMPACT I | | ROUND | TABLE |
|-----------|----------------|---------|-----------|----------------|---------|-------|-------|
| | NAME OF PLAYER | LICENCE | | NAME OF PLAYER | LICENCE | 14 | 1 |
| A | MARTIN ADAMS | 7200 | W | DAVID BARR | 33 | | |
| B | ROBERT HANSELL | SBS4 | X | ADAM LAWS | 2910 | | |
| C | MARK BUTLER | SA1 | Y | HARI GEHLOT | 1950 | | |
| D | ROBERT LEMON | 4109 | Z | NEIL WRIGHT | 2368 | | |

IMPORTANT:



The score of the player losing the game shall be shown in the result column for that game, a minus sign being used if the player loses

| Set No. | Licence Number | Home Team (Please include First Name) | Licence Number | Away Team (Please include First Name) | 1 st Game | 2 nd Game | 3 rd Game | 4 th Game | 5 th Game | Match Score | |
|---------|----------------|--|-------------------------|--|----------------------|----------------------|----------------------|----------------------|----------------------|-------------|---|
| | | | | | | | | | | H | A |
| 1 | 7200 | A MARTIN ADAMS | 2910 | X ADAM LAWS | 5 | 9 | 9 | - | - | 1 | 0 |
| 2 | SBS4 | B ROBERT HANSELL | 33 | W DAVID BARR | 8 | -10 | -7 | 9 | 9 | 2 | 0 |
| 3 | SA1 | C MARK BUTLER | 2368 | Z NEIL WRIGHT | -8 | 5 | -9 | 11 | 9 | 3 | 0 |
| 4 | 4109 | D ROBERT LEMON | 1950 | Y HARI GEHLOT | 4 | -10 | 8 | -4 | -7 | 3 | 1 |
| 5 | 7200 | A MARTIN ADAMS | 33 | W DAVID BARR | 9 | 5 | -10 | -9 | 11 | 4 | 1 |
| 6 | SA1 | C MARK BUTLER | 2910 | X ADAM LAWS | 5 | -10 | 5 | 9 | 1 | 5 | 1 |
| 7 | SBS4 | B ROBERT HANSELL | 1950 | Y HARI GEHLOT | 9 | 12 | 6 | - | - | 6 | 1 |
| 8 | 4109 | D ROBERT LEMON | 2368 2368 | Z NEIL WRIGHT | 5 | -7 | -8 | 3 | 12 | 7 | 1 |

Final Match Score: 7 1

Signed and Checked by Referee: 

Match Result

| | | | |
|--|--------------|---|---------------------|
| <u>HOME TEAM</u> CIPPENHAM I | <u>SCORE</u> | <u>AWAY TEAM</u> OLDF IMPACT I | <u>SCORE</u> 7-1 |
| <u>Signed Home Team Captain</u>  | | <u>Signed Away Team Captain</u>  | |

Brief comments, please, about the player of the match:

MARTIN ADAMS. Two Good WWS

Match Result Sheet

PLEASE WRITE WITH BLACK BALL POINT PEN IN BLOCK CAPITALS

Umpire: Date: 12-3-06 Venue: CIPPENHAM Division: 13


| HOME TEAM | BRIGHTON I | | AWAY TEAM | CIPPENHAM I | | ROUND | TABLE |
|-----------|----------------|---------|-----------|----------------|---------|-------|-------|
| | NAME OF PLAYER | LICENCE | | NAME OF PLAYER | LICENCE | | |
| A | ELI BARATH | 9071 | W | MARTIN ADAMS | 7200 | | |
| B | DOV KATZ | 7426 | X | ROBERT HANSELL | 5854 | | |
| C | JACK BOULT | 1276 | Y | MARK BUTLER | 541 | | |
| D | EVAN SHARP | 4288 | Z | ROBERT LEMON | 4109 | | |

IMPORTANT:


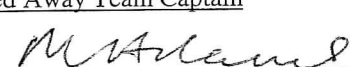
The score of the player losing the game shall be shown in the result column for that game, a minus sign being used if the player loses

| Set No. | Licence Number | Home Team (Please include First Name) | Licence Number | Away Team (Please include First Name) | 1 st Game | 2 nd Game | 3 rd Game | 4 th Game | 5 th Game | Match Score | |
|---------|----------------|--|----------------|--|----------------------|----------------------|----------------------|----------------------|----------------------|-------------|---|
| | | | | | | | | | | H | A |
| 1 | 9071 | A ELI BARATH | 5854 | X ROBERT HANSELL | 7 | 7 | 8 | / | / | 1 | 0 |
| 2 | 7426 | B DOV KATZ * | 7200 | W MARTIN ADAMS | -8 | -8 | 5 | / | / | 1 | 1 |
| 3 | 1276 | C JACK BOULT | 4109 | Z ROBERT LEMON | -9 | 4 | 9 | 6 | / | 2 | 1 |
| 4 | 4288 | D EVAN SHARP | 541 | Y MARK BUTLER | 8 | 9 | 9 | / | / | 3 | 1 |
| 5 | 9071 | A ELI BARATH | 7200 | W MARTIN ADAMS | 5-11 | 11-7 | 8-11 | 11-7 | 8-11 | 3 | 2 |
| 6 | 1276 | C JACK BOULT | 5854 | X ROBERT HANSELL | -5 | 3 | 14 | 1 | 1 | 4 | 2 |
| 7 | 7426 | B DOV KATZ | 541 | Y MARK BUTLER | 8 | 7 | -4 | -4 | 16 | 5 | 2 |
| 8 | 4288 | D EVAN SHARP | 4109 | Z ROBERT LEMON | 8 | -9 | -9 | 11 | -10 | 5 | 3 |

Final Match Score: 5 3

Signed and Checked by Referee: 

Match Result

| | | | |
|--|-------------------|---|-------------------|
| <u>HOME TEAM</u> BRIGHTON I | <u>SCORE</u> 5 | <u>AWAY TEAM</u> CIPPENHAM I | <u>SCORE</u> 3 |
| <u>Signed Home Team Captain</u>  | | <u>Signed Away Team Captain</u>  | |

Brief comments, please, about the player of the match:

Martin Adams for producing 5pp class table tennis when I meted es freely against the legend Dov Katz.

British League

Promoted by The English Table Tennis Association Limited

Match Result Sheet

PLEASE WRITE WITH BLACK BALL POINT PEN IN BLOCK CAPITALS

Umpire: Fus/cipp Date: 11-3-06 Venue: CIPPENHAM Division: 15

| HOME TEAM | CIPPENHAM I | | AWAY TEAM | FUSION I | | ROUND | TABLE |
|-----------|----------------|---------|-----------|----------------|---------|-------|-------|
| | NAME OF PLAYER | LICENCE | | NAME OF PLAYER | LICENCE | 12 | 1 |
| A | MARTIN ADAMS | 7200 | W | TOM CUTLER | 8417 | | |
| B | ROBERT HANSELL | 5854 | X | CHRIS LEWIS | 4891 | | |
| C | MARK BUTLER | 541 | Y | JOHN DENNISON | 1585 | | |
| D | ROBERT LEMON | 4109 | Z | FARHAT RASUL | 127 | | |

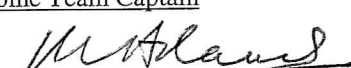
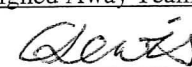
IMPORTANT:

The score of the player losing the game shall be shown in the result column for that game, a minus sign being used if the player loses

| Set No. | Licence Number | Home Team (Please include First Name) | Licence Number | Away Team (Please include First Name) | 1 st Game | 2 nd Game | 3 rd Game | 4 th Game | 5 th Game | Match Score | |
|--------------------|----------------|--|----------------|--|----------------------|----------------------|----------------------|----------------------|----------------------|-------------|---|
| | | | | | | | | | | H | A |
| 1 | 7200 | A MARTIN ADAMS | 4891 | X CHRIS LEWIS | 8 | 5 | -9 | -2 | -7 | 0 | 1 |
| 2 | 5854 | B ROBERT HANSELL | 8417 | W TOM CUTLER | 10 | -5 | 9 | -13 | -9 | 0 | 2 |
| 3 | 541 | C MARK BUTLER | 127 | Z FARHAT RASUL | 11 | 5 | -3 | 10 | - | 1 | 2 |
| 4 | 4109 | D ROBERT LEMON | 1585 | Y JOHN DENNISON | 6 | 7 | -11 | 5 | - | 2 | 2 |
| 5 | 7200 | A MARTIN ADAMS | 8417 | W TOM CUTLER | -8 | 9 | 5 | 5 | - | 3 | 2 |
| 6 | 541 | C MARK BUTLER | 4891 | X CHRIS LEWIS | 9 | 7 | 7 | - | - | 4 | 2 |
| 7 | 5854 | B ROBERT HANSELL | 1585 | Y JOHN DENNISON | 11 | -11 | 9 | 7 | | 5 | 2 |
| 8 | 4109 | D ROBERT LEMON | 127 | Z FARHAT RASUL | 9 | -9 | 9 | -9 | -5 | 5 | 3 |
| Final Match Score: | | | | | | | | | | 5 | 3 |

Signed and Checked by Referee: 

Match Result

| | | | |
|---|------------|--|------------|
| HOME TEAM CIPPENHAM I | SCORE 5 | AWAY TEAM FUSION I | SCORE 3 |
| Signed Home Team Captain  | | Signed Away Team Captain  | |

Brief comments, please, about the player of the match:

Mark Butler P.O.M.

British League

Promoted by The English Table Tennis Association Limited

Match Result Sheet

PLEASE WRITE WITH BLACK BALL POINT PEN IN BLOCK CAPITALS

Umpire: Date: 11-3-06 Venue: CIPPENHAM Division: 15

| HOME TEAM | LONDON PROGRESS II | | AWAY TEAM | CIPPENHAM I | | ROUND | TABLE |
|-----------|--------------------|---------|-----------|----------------|---------|-------|-------|
| | NAME OF PLAYER | LICENCE | | NAME OF PLAYER | LICENCE | 11 | 3 |
| A | HUBERT NOAH | 3933 | W | MARTIN ADAMS | 7200 | | |
| B | HENRY MEDALLIN | 9718 | X | ROBERT HANSELL | 5854 | | |
| C | JAMES SPRACKLING | 8299 | Y | MARK BUTLER | 541 | | |
| D | TONY HALLING | 1679 | Z | ROBERT LEMON | 4109 | | |

IMPORTANT:

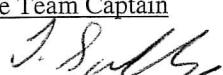

The score of the player losing the game shall be shown in the result column for that game, a minus sign being used if the player loses

| Set No. | Licence Number | Home Team (Please include First Name) | Licence Number | Away Team (Please include First Name) | 1 st Game | 2 nd Game | 3 rd Game | 4 th Game | 5 th Game | Match Score | |
|---------|----------------|--|----------------|--|----------------------|----------------------|----------------------|----------------------|----------------------|-------------|---|
| | | | | | | | | | | H | A |
| 1 | 3933 | A HUBERT NOAH | 5854 | X ROBERT HANSELL | 7 | 8 | 6 | | | 1 | 0 |
| 2 | 9718 | B HENRY MEDALLIN | 7200 | W MARTIN ADAMS | 9 | -6 | -4 | +9 | 12 | 1 | 0 |
| 3 | 8299 | C JAMES SPRACKLING | 4109 | Z ROBERT LEMON | 5 | 10 | 10- | 7- | 8 | 1 | 0 |
| 4 | 1679 | D TONY HALLING | 541 | Y MARK BUTLER | -10 | 12 | -6 | -7 | | 0 | 1 |
| 5 | 3933 | A HUBERT NOAH | 7200 | W MARTIN ADAMS | 5/11 | 6/11 | 11/5 | 6/11 | | 0 | 1 |
| 6 | 8299 | C JAMES SPRACKLING | 5854 | X ROBERT HANSELL | 9 | -9 | -6 | 6 | 6 | 1 | 0 |
| 7 | 9718 | B HENRY MEDALLIN | 541 | Y MARK BUTLER | -11 | 8 | -7 | -8 | | 0 | 1 |
| 8 | 1679 | D TONY HALLING | 4109 | Z ROBERT LEMON | 8 | -8 | -5 | -11 | | 0 | 1 |

Final Match Score: 4 4

Signed and Checked by Referee: 

Match Result

| | | | |
|--|--------------|---|--------------|
| <u>HOME TEAM</u> LONDON PROGRESS II | <u>SCORE</u> | <u>AWAY TEAM</u> CIPPENHAM I | <u>SCORE</u> |
| <u>Signed Home Team Captain</u>  | | <u>Signed Away Team Captain</u>  | |

Brief comments, please, about the player of the match:

Martin Adams for good win over Hubert

British League

Promoted by The English Table Tennis Association Limited

Match Result Sheet

PLEASE WRITE WITH BLACK BALL POINT PEN IN BLOCK CAPITALS

Umpire: Date: 8-1-06 Venue: CIPPENHAM Division: 15

| HOME TEAM | CIPPENHAM I | AWAY TEAM | DML WOOLWELL I | ROUND 10 | TABLE 1 |
|-----------|----------------|-----------|----------------|-----------------|---------|
| | NAME OF PLAYER | LICENCE | | NAME OF PLAYER | LICENCE |
| A | MARTIN ADAMS | 7200 | W | CHRIS BROWN | 3936 |
| B | ROBERT HANSELL | 5854 | X | JAMES WHITEMAN | 7244 |
| C | MARK BUTLER | 541 | Y | MARKETA MYSKOVA | 5462 |
| D | ROBERT LEMON | 4109 | Z | KEVIN BUNDELL | 132 |


IMPORTANT:

The score of the player losing the game shall be shown in the result column for that game, a minus sign being used if the player loses

| Set No. | Licence Number | Home Team (Please include First Name) | Licence Number | Away Team (Please include First Name) | 1 st Game | 2 nd Game | 3 rd Game | 4 th Game | 5 th Game | Match Score | |
|--------------------|----------------|--|----------------|--|----------------------|----------------------|----------------------|----------------------|----------------------|-------------|---|
| | | | | | | | | | | H | A |
| 1 | 7200 | A MARTIN ADAMS | 7244 | X JAMES WHITEMAN | -7 | 11 | 8 | 9 | 1 | 0 | |
| 2 | 5854 | B ROBERT HANSELL | 3936 | W CHRIS BROWN | -6 | -4 | 5 | 10 | 8 | 1 0 | |
| 3 | 541 | C MARK BUTLER | 132 | Z KEVIN BUNDELL | 5 | 10 | 7 | 1 | 1 | 1 0 | |
| 4 | 4109 | D ROBERT LEMON | 5462 | Y MARKETA MYSKOVA | -9 | 8 | -8 | 6 | -18 | 0 1 | |
| 5 | 7200 | A MARTIN ADAMS | 3936 | W CHRIS BROWN | -10 | 8 | 4 | 9 | - | 1 0 | |
| 6 | 541 | C MARK BUTLER | 7244 | X JAMES WHITEMAN | -9 | 9 | -10 | 2 | 9 | 1 0 | |
| 7 | 5854 | B ROBERT HANSELL | 5462 | Y MARKETA MYSKOVA | 9 | 7 | 6 | - | - | 1 0 | |
| | 4109 | D ROBERT LEMON | 132 | Z KEVIN BUNDELL | 5 | -7 | 7 | 8 | - | 0 1 | |
| Final Match Score: | | | | | | | | | | 6 | 2 |

Signed and Checked by Referee: 

Match Result

| | | | |
|---|------------|---|------------|
| HOME TEAM CIPPENHAM I | SCORE 6 | AWAY TEAM DML WOOLWELL I | SCORE 2 |
| Signed Home Team Captain  | | Signed Away Team Captain S. Whiteman | |

Brief comments, please, about the player of the match:

Martin Adams

Match Result Sheet

PLEASE WRITE WITH BLACK BALL POINT PEN IN BLOCK CAPITALS

Umpire: Date: 8-1-06 Venue: CIPPENHAM Division: 13

| HOME TEAM | CIPPENHAM I | | AWAY TEAM | DE VARE NETTS | | ROUND | TABLE |
|-----------|----------------|---------|-----------|----------------|---------|-------|-------|
| | NAME OF PLAYER | LICENCE | | NAME OF PLAYER | LICENCE | 9 | 3 |
| A | MARTIN ADAMS | 7200 | W | DAVE COLE | 113 | | |
| B | ROBERT HANSELL | 5854 | X | STEVE KEENS | 1664 | | |
| C | MARK BUTLER | 541 | Y | PAUL DAVISON | 1423 | | |
| D | ROBERT LEMON | 4109 | Z | MARK WICKER | 7829 | | |

IMPORTANT:



The score of the player losing the game shall be shown in the result column for that game, a minus sign being used if the player loses

| Set No. | Licence Number | Home Team (Please include First Name) | Licence Number | Away Team (Please include First Name) | 1 st Game | 2 nd Game | 3 rd Game | 4 th Game | 5 th Game | Match Score | |
|---------|----------------|--|-------------------------|--|----------------------|----------------------|----------------------|----------------------|----------------------|-------------|---|
| | | | | | | | | | | H | A |
| 1 | 7200 | A MARTIN ADAMS | 1664 | X STEVE KEENS | 9 | 6 | 4 | \ | \ | 1 | 0 |
| 2 | 5854 | B ROBERT HANSELL | 113 | W DAVE COLE | -9 | -6 | 12 | 8 | 9 | 1 | 0 |
| 3 | 541 | C MARK BUTLER | 7829 1423 | Z MARK WICKER | -9 | 2 | 7 | 7 | \ | 1 | 0 |
| 4 | 4109 | D ROBERT LEMON | 1423 | Y PAUL DAVISON | -6 | 9 | -5 | 6 | -9 | 0 | 1 |
| 5 | 7200 | A MARTIN ADAMS | 113 | W DAVE COLE | 4 | 5 | 3 | - | - | 1 | 0 |
| 6 | 541 | C MARK BUTLER | 1664 | X STEVE KEENS | 8 | 11 | 5 | - | - | 1 | 0 |
| 7 | 5854 | B ROBERT HANSELL | 1423 | Y PAUL DAVISON | -5 | 2 | -4 | -10 | - | 0 | 1 |
| 8 | 4109 | D ROBERT LEMON | 7829 | Z MARK WICKER | 4 | -8 | -10 | 4 | 5 | 1 | 0 |

Final Match Score: 6 2

Signed and Checked by Referee:

Match Result

| HOME TEAM | SCORE | AWAY TEAM | SCORE |
|---|-------|--|-------|
| CIPPENHAM I | 6 | DE VARE NETTS | 2 |
| Signed Home Team Captain  | | Signed Away Team Captain  | |

Brief comments, please, about the player of the match:

Paul Davison P.O.M.

British League

Promoted by The English Table Tennis Association Limited

Match Result Sheet

PLEASE WRITE WITH BLACK BALL POINT PEN IN BLOCK CAPITALS


Umpire: Date: 10.9.05 Venue: CIPPENHAM Division: 15

| HOME TEAM | CIPPENHAM 1 | | AWAY TEAM | OXFORD FIREPLACE CENTRE 1 | | ROUND | 1 | | TABLE | 4 | |
|-----------|----------------|--|-----------|---------------------------|----------------|-------|---------|--|-------|---|--|
| | NAME OF PLAYER | | LICENCE | | NAME OF PLAYER | | LICENCE | | | | |
| A | MARTIN ADAMS | | 7200 | W | EDDIE ROUFE | | 168 | | | | |
| B | ROBERT HANSELL | | 5851 | X | IAN PACKFORD | | 1709 | | | | |
| C | MARK BUTLER | | 541 | Y | KARL BUSHELL | | 4095 | | | | |
| D | ROBERT LEMON | | 4109 | Z | DAVE RICHARDS | | 4805 | | | | |


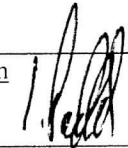
IMPORTANT:

The score of the player losing the game shall be shown in the result column for that game, a minus sign being used if the player loses

| Set No. | Licence Number | Home Team (Please include First Name) | Licence Number | Away Team (Please include First Name) | 1 st Game | 2 nd Game | 3 rd Game | 4 th Game | 5 th Game | Match Score | |
|--------------------|----------------|--|----------------|--|----------------------|----------------------|----------------------|----------------------|----------------------|-------------|---|
| | | | | | | | | | | H | A |
| 1 | 7200 | A MARTIN ADAMS | 1709 | X IAN PACKFORD | 8 | -10 | 8 | 14 | / | 1 | 0 |
| 2 | 5851 | B ROBERT HANSELL | 168 | W EDDIE ROUFE | -6 | 6 | 9 | -8 | 9 | 2 | 0 |
| 3 | 541 | C MARK BUTLER | 4805 | Z DAVE RICHARDS | 10 | -7 | -10 | 4 | -5 | 2 | 1 |
| 4 | 4109 | D ROBERT LEMON | 4095 | Y KARL BUSHELL | 6 | -7 | -9 | -4 | - | 2 | 2 |
| 5 | 7200 | A MARTIN ADAMS | 168 | W EDDIE ROUFE | 3 | 5 | 5 | / | / | 3 | 2 |
| 6 | 541 | C MARK BUTLER | 1709 | X IAN PACKFORD | 18 | -8 | 7 | 7 | / | 4 | 2 |
| 7 | 5851 | B ROBERT HANSELL | 4095 | Y KARL BUSHELL | 6 | 8 | -9 | 9 | / | 5 | 2 |
| 8 | 4109 | D ROBERT LEMON | 4805 | Z DAVE RICHARDS | 9 | -11 | 10 | -8 | 7 | 6 | 2 |
| Final Match Score: | | | | | | | | | | 6 | 2 |

Signed and Checked by Referee: 

Match Result

| | | | |
|--|-------------------|--|-------------------|
| <u>HOME TEAM</u> | <u>SCORE</u> 6 | <u>AWAY TEAM</u> | <u>SCORE</u> 2 |
| <u>Signed Home Team Captain</u>  | | <u>Signed Away Team Captain</u>  | |

Brief comments, please, about the player of the match:

Rob Hansell 2 good wins-

British League

Promoted by The English Table Tennis Association Limited

Match Result Sheet

PLEASE WRITE WITH BLACK BALL POINT PEN IN BLOCK CAPITALS


Umpire: Date: 11 9 05 Venue: CIPPENHAM Division: 1 S

| HOME TEAM | DML WOOLWELL 1 | | AWAY TEAM | CIPPENHAM 1 | | ROUND | TABLE |
|-----------|----------------|---------|-----------|----------------|---------|-------|-------|
| | NAME OF PLAYER | LICENCE | | NAME OF PLAYER | LICENCE | | |
| A | CHRIS BROWN | 3936 | W | MARTIN ADAMS | 7200 | 3 | 1 |
| B | PAUL WHITING | 17 | X | ROBERT HAYSELL | 5854 | | |
| C | MARETA MYSKOVA | 5264 | Y | MARK BUTLER | 541 | | |
| D | KEVIN BUDDELL | 132 | Z | ROBERT LEMON | 4109 | | |

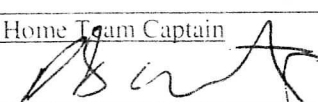

IMPORTANT:

The score of the player losing the game shall be shown in the result column for that game, a minus sign being used if the player loses

| Set No. | Licence Number | Home Team (Please include First Name) | Licence Number | Away Team (Please include First Name) | 1 st Game | 2 nd Game | 3 rd Game | 4 th Game | 5 th Game | Match Score | |
|--------------------|----------------|--|----------------|--|----------------------|----------------------|----------------------|----------------------|----------------------|-------------|---|
| | | | | | | | | | | H | A |
| 1 | 3936 | CHRIS BROWN | 5854 | ROBERT HAYSELL | 11-8 | 11-7 | 11-9 | - | - | 1 | - |
| 2 | 17 | PAUL WHITING | 7200 | MARTIN ADAMS | 5 | -7 | 7 | 12 | - | 2 | - |
| 3 | 5264 | MARETA MYSKOVA | 4109 | ROBERT LEMON | -9 | 10 | 8 | 10 | - | 3 | - |
| 4 | 132 | KEVIN BUDDELL | 541 | MARK BUTLER | -9 | -5 | -2 | - | - | 3 | 1 |
| 5 | 3936 | CHRIS BROWN | 7200 | MARTIN ADAMS | 14 | 7 | -11 | 7 | - | 4 | 1 |
| 6 | 5264 | MARETA MYSKOVA | 5854 | ROBERT HAYSELL | -10 | -7 | -7 | - | - | 4 | 2 |
| 7 | 17 | PAUL WHITING | 541 | MARK BUTLER | 3 | -7 | 8 | 9 | - | 5 | 2 |
| 8 | 132 | KEVIN BUDDELL | 4109 | ROBERT LEMON | 10 | -7 | 5 | -6 | -3 | 5 | 3 |
| Final Match Score: | | | | | | | | | | 5 | 3 |

Signed and Checked by Referee: 

Match Result

| | | | |
|---|-------|--|-------|
| HOME TEAM | SCORE | AWAY TEAM | SCORE |
| Signed Home Team Captain | | Signed Away Team Captain | |
|  | |  | |

Brief comments, please, about the player of the match:

Great P.O.M. Paul Whiting + Chris Brown

British League

Promoted by The English Table Tennis Association Limited

Match Result Sheet

PLEASE WRITE WITH BLACK BALL POINT PEN IN BLOCK CAPITALS


Umpire: Date: 10.9.05 Venue: CIPPENHAM Division: 15

| HOME TEAM | DE VERE NETTS | | AWAY TEAM | CIPPENHAM 1 | | ROUND | TABLE | |
|-----------|----------------|---------|-----------|----------------|---------|-------|-------|--|
| | NAME OF PLAYER | LICENCE | | NAME OF PLAYER | LICENCE | 2 | 3 | |
| A | MATT STAINES | 8855 | W | MARTIN ADAMS | 7200 | | | |
| B | STEVE KERMS | 1664 | X | ROBERT HAPSELL | 5854 | | | |
| C | PAUL DAVIDSON | 1423 | Y | MARK BUTLER | 541 | | | |
| D | MARK WICKER | 7829 | Z | ROBERT LEMON | 4109 | | | |


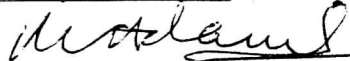
IMPORTANT:

The score of the player losing the game shall be shown in the result column for that game, a minus sign being used if the player loses.

| Set No. | Licence Number | Home Team (Please include First Name) | Licence Number | Away Team (Please include First Name) | 1 st Game | 2 nd Game | 3 rd Game | 4 th Game | 5 th Game | Match Score | |
|--------------------|----------------|--|----------------|--|----------------------|----------------------|----------------------|----------------------|----------------------|-------------|---|
| | | | | | | | | | | H | A |
| 1 | 8855 | A MATT STAINES | 5854 | X ROBERT HAPSELL | 6 | 12 | -9 | -6 | 11 | 1 | 0 |
| 2 | 1664 | B STEVE KERMS | 7200 | W MARTIN ADAMS | -9 | 6 | -2 | -8 | / | X | 1 |
| 3 | 1423 | C PAUL DAVIDSON | 4109 | Z ROBERT LEMON | 7 | 9 | 9 | - | - | 2 | 1 |
| 4 | 7829 | D MARK WICKER | 541 | Y MARK BUTLER | -11 | -7 | -7 | / | / | 2 | 2 |
| 5 | 8855 | A MATT STAINES | 7200 | W MARTIN ADAMS | -8 | -9 | 7 | 10 | -10 | 2 | 3 |
| 6 | 1423 | C PAUL DAVIDSON | 5854 | X ROBERT HAPSELL | 10 | 9 | 4 | 6 | / | 2 | 4 |
| 7 | 1664 | B STEVE KERMS | 541 | Y MARK BUTLER | -6 | -8 | 10 | / | / | 2 | 5 |
| 8 | 7829 | D MARK WICKER | 4109 | Z ROBERT LEMON | -11 | 10 | -5 | -1 | | 2 | 6 |
| Final Match Score: | | | | | | | | | | 2 | 6 |

Signed and Checked by Referee: 

Match Result

| | | | |
|---|-------|--|-------|
| HOME TEAM | SCORE | AWAY TEAM | SCORE |
| | 2 | | 6 |
| Signed Home Team Captain  | | Signed Away Team Captain  | |

Brief comments, please, about the player of the match:

MARTIN ADAMS - CONSISTENT PERFORMANCE.

British League

Promoted by The English Table Tennis Association Limited

Match Result Sheet

PLEASE WRITE WITH BLACK BALL POINT PEN IN BLOCK CAPITALS

Umpire: Date: 11 9 05 Venue: CIPPENHAM Division: 15

| HOME TEAM | CIPPENHAM 1 | | AWAY TEAM | LONDON PROGRESS 11 | | ROUND | 1 | | TABLE | 3 | |
|-----------|----------------|--|-----------|--------------------|------------------|-------|---------|--|-------|---|--|
| | NAME OF PLAYER | | LICENCE | | NAME OF PLAYER | | LICENCE | | | | |
| A | MARTIN ADAMS | | 7200 | W | UMAIR MAUTHOOR | | 4151 | | | | |
| B | ROBERT HANSELL | | 5854 | X | JAMES SPRACKLING | | 8299 | | | | |
| C | MARK BUTLER | | 541 | Y | YACOV BOBEN | | 3104 | | | | |
| D | ROBERT LEMON | | 4109 | Z | TOMY HALLING | | 1679 | | | | |

IMPORTANT:



The score of the player losing the game shall be shown in the result column for that game, a minus sign being used if the player loses

| Set No. | Licence Number | Home Team <small>(Please include First Name)</small> | Licence Number | Away Team <small>(Please include First Name)</small> | 1 st Game | 2 nd Game | 3 rd Game | 4 th Game | 5 th Game | Match Score | |
|---------------------------|----------------|---|----------------|---|----------------------|----------------------|----------------------|----------------------|----------------------|-------------|----------|
| | | | | | | | | | | H | A |
| 1 | 7200 | A MARTIN ADAMS | 8299 | X JAMES SPRACKLING | 8 | 9 | -10 | 9 | \ | 1 | - |
| 2 | 5854 | B ROBERT HANSELL | 4151 | W UMAIR MAUTHOOR | 9 | -7 | -7 | -6 | | 1 | 1 |
| 3 | 541 | C MARK BUTLER | 1679 | Z TOMY HALLING | 10 | -8 | -5 | 4 | 9 | 2 | 1 |
| 4 | 4109 | D ROBERT LEMON | 3104 | Y YACOV BOBEN | -7 | 8 | -8 | -4 | \ | 2 | 2 |
| 5 | 7200 | A MARTIN ADAMS | 4151 | W* UMAIR MAUTHOOR | 6 | 9 | -10 | -9 | -5 | 2 | 3 |
| 6 | 541 | C MARK BUTLER | 8299 | X JAMES SPRACKLING | 9 | 4 | 11 | | | 3 | 3 |
| 7 | 5854 | B ROBERT HANSELL | 3104 | Y* YACOV BOBEN | -10 | -9 | 11 | 9 | 5 | 4 | 3 |
| 8 | 4109 | D ROBERT LEMON | 1679 | Z ⁵ TOMY HALLING | -9 | -9 | 1 | 9 | 6 | 5 | 3 |
| Final Match Score: | | | | | | | | | | 5 | 3 |

Signed and Checked by Referee:



Match Result

| | | | |
|--|--------------------------|--|--------------------------|
| <u>HOME TEAM</u> | <u>SCORE</u> 5 | <u>AWAY TEAM</u> | <u>SCORE</u> 3 |
| <u>Signed Home Team Captain</u>  | | <u>Signed Away Team Captain</u>  | |

Brief comments, please, about the player of the match:

Mark Butler P.O.M.

Match Result Sheet

PLEASE WRITE WITH BLACK BALL POINT PEN IN BLOCK CAPITALS

Umpire: Date: 12-3-06 Venue: CIPPENHAM Division: 2SM


| HOME TEAM | CIPPENHAM II | AWAY TEAM | LONDON PROGRESS III | ROUND | TABLE |
|-----------|-----------------|-----------|---------------------|----------------|---------|
| | NAME OF PLAYER | LICENCE | | NAME OF PLAYER | LICENCE |
| A | DAVID HAYES | 7892 | W | EGLE ADOMYTE | 5901 |
| B | MARK JACKSON | 3823 | X | DANIEL CANNON | 9181 |
| C | MIKE RHODES | 3798 | Y | MILOSZ SAWCZAK | 4948 |
| D | GRAHAM TRIMMING | 4848 | Z | ASHLEY STOKES | 2765 |

IMPORTANT:


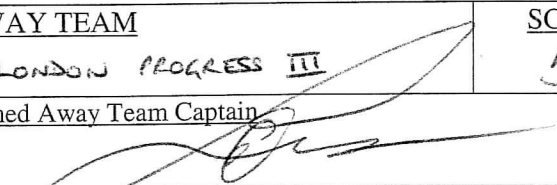
The score of the player losing the game shall be shown in the result column for that game, a minus sign being used if the player loses

| Set No. | Licence Number | Home Team (Please include First Name) | Licence Number | Away Team (Please include First Name) | 1 st Game | 2 nd Game | 3 rd Game | 4 th Game | 5 th Game | Match Score | |
|---------|----------------|--|----------------|--|----------------------|----------------------|----------------------|----------------------|----------------------|-------------|---|
| | | | | | | | | | | H | A |
| 1 | 7892 | A DAVID HAYES | 9181 | X DANIEL CANNON | -8 | 8 | -7 | 8 | 12 | 1 | 0 |
| 2 | 3823 | B MARK JACKSON | 5901 | W EGLE ADOMYTE | -6 | 6 | -6 | 7 | 12 | 2 | 0 |
| 3 | 3798 | C MIKE RHODES | 2765 | Z ASHLEY STOKES | -6 | -8 | -11 | / | / | 2 | 1 |
| 4 | 4848 | D GRAHAM TRIMMING | 4948 | Y MILOSZ SAWCZAK | -6 | -9 | -6 | / | / | 2 | 2 |
| 5 | 7892 | A DAVID HAYES ¹⁰ | 5901 | W EGLE ADOMYTE ⁵ | 9 | -9 | 6 | -7 | -5 | 2 | 3 |
| 6 | 3798 | C MIKE RHODES | 9181 | X DANIEL CANNON | -6 | -6 | -7 | / | / | 2 | 4 |
| 7 | 3823 | B MARK JACKSON | 4948 | Y MILOSZ SAWCZAK | -2 | 6 | -5 | 8 | 8 | 3 | 4 |
| 8 | 4848 | D GRAHAM TRIMMING | 2765 | Z ASHLEY STOKES | -6 | -4 | 9 | -9 | / | 3 | 5 |

Final Match Score: 3 5

Signed and Checked by Referee: 

Match Result

| | | | |
|--|-------------------|---|-------------------|
| <u>HOME TEAM</u> CIPPENHAM II | <u>SCORE</u> 3 | <u>AWAY TEAM</u> LONDON PROGRESS III | <u>SCORE</u> 5 |
| <u>Signed Home Team Captain</u>  | | <u>Signed Away Team Captain</u>  | |

Brief comments, please, about the player of the match:

British League

Promoted by The English Table Tennis Association Limited

Match Result Sheet

PLEASE WRITE WITH BLACK BALL POINT PEN IN BLOCK CAPITALS

Umpire: Date: 12-3-06 Venue: CIPPENHAM Division: 2SM


| HOME TEAM | HARVEY BARNETS II | | AWAY TEAM | CIPPENHAM II | | ROUND | TABLE |
|-----------|-------------------|---------|-----------|-----------------|---------|-------|-------|
| | NAME OF PLAYER | LICENCE | | NAME OF PLAYER | LICENCE | 13 | 6 |
| A | WILLIAM MATSANKS | 4210 | W | DAVID HAYES | 3892 | | |
| B | ALIM HIRTI | 6197 | X | MARK JACKSON | 3823 | | |
| C | CHRIS MARLOW | 468 | Y | MIKE RHODES | 3798 | | |
| D | BEN SWART | 809 | Z | GRAHAM TRIMMING | 4848 | | |

IMPORTANT:


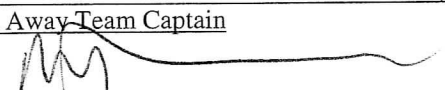
The score of the player losing the game shall be shown in the result column for that game, a minus sign being used if the player loses

| Set No. | Licence Number | Home Team (Please include First Name) | Licence Number | Away Team (Please include First Name) | 1 st Game | 2 nd Game | 3 rd Game | 4 th Game | 5 th Game | Match Score | |
|---------|----------------|--|----------------|--|----------------------|----------------------|----------------------|----------------------|----------------------|-------------|---|
| | | | | | | | | | | H | A |
| 1 | 4210 | A WILLIAM MATSANKS | 3823 | X MARK JACKSON | -5 | -2 | -5 | | | 0 | 1 |
| 2 | 6197 | B ALIM HIRTI | 3892 | W DAVID HAYES | 9 | 8 | -1 | -6 | -5 | 0 | 2 |
| 3 | 468 | C CHRIS MARLOW | 4848 | Z GRAHAM TRIMMING | -4 | -12 | 9 | 9 | 2 | 1 | 2 |
| 4 | 809 | D BEN SWART | 3798 | Y MIKE RHODES | -9 | -10 | -5 | | | 1 | 3 |
| 5 | 4210 | A WILLIAM MATSANKS | 3892 | W DAVID HAYES | 7 | -7 | 9 | -9 | 5 | 2 | 3 |
| 6 | 468 | C CHRIS MARLOW | 3823 | X MARK JACKSON | -7 | -8 | -4 | | | 2 | 4 |
| 7 | 6197 | B ALIM HIRTI | 3798 | Y MIKE RHODES | 10 | -8 | 6 | 9 | | 3 | 4 |
| 8 | 809 | D BEN SWART | 4848 | Z GRAHAM TRIMMING | 7 | 6 | 7 | | | 4 | 4 |

Final Match Score: 4 4

Signed and Checked by Referee: 

Match Result

| HOME TEAM | SCORE | AWAY TEAM | SCORE |
|---|-------|--|-------|
| HARVEY BARNETS II | | CIPPENHAM II | |
| Signed Home Team Captain  | | Signed Away Team Captain  | |

Brief comments, please, about the player of the match:

British League

Promoted by The English Table Tennis Association Limited

Match Result Sheet

PLEASE WRITE WITH BLACK BALL POINT PEN IN BLOCK CAPITALS

Umpire: Date: 11-3-06 Venue: CIPPENHAM Division: 2SM

| HOME TEAM | OXFORD REPLACE CENTRE II | AWAY TEAM | CIPPENHAM II | ROUND 12 | TABLE 7 |
|-----------|--------------------------|-----------|--------------|----------------|---------|
| | NAME OF PLAYER | LICENCE | | NAME OF PLAYER | LICENCE |
| A | OWEN CLUTTERBUCK | 4242 | W | LEE DREDGE | 4575 |
| B | TREVOR LLOYD | 414 | X | MARK JACKSON | 3823 |
| C | DAVE RICHARDS | 4805 | Y | MIKE RHODES | 3798 |
| D | MARK NEWS | 5397 | Z | NICK HANSELL | 3781 |



IMPORTANT:

The score of the player losing the game shall be shown in the result column for that game, a minus sign being used if the player loses

| Set No. | Licence Number | Home Team (Please include First Name) | Licence Number | Away Team (Please include First Name) | 1 st Game | 2 nd Game | 3 rd Game | 4 th Game | 5 th Game | Match Score | |
|---------------------------|----------------|--|----------------|--|----------------------|----------------------|----------------------|----------------------|----------------------|-------------|---|
| | | | | | | | | | | H | A |
| 1 | 4242 | A OWEN CLUTTERBUCK | 3823 | X MARK JACKSON | -6 | 9 | 5 | -3 | -3 | 0 | 1 |
| 2 | 414 | B TREVOR LLOYD | 4575 | W LEE DREDGE | -5 | 3 | -9 | -9 | / | 0 | 2 |
| 3 | 4805 | C DAVE RICHARDS | 3781 | Z NICK HANSELL | 2 | -8 | 7 | 5 | / | 1 | 2 |
| 4 | 5397 | D MARK NEWS | 3798 | Y MIKE RHODES | 8 | 10 | 3 | / | / | 2 | 2 |
| 5 | 4242 | A OWEN CLUTTERBUCK | 4575 | W LEE DREDGE | 6 | 4 | -7 | 6 | - | 3 | 2 |
| 6 | 4805 | C DAVE RICHARDS | 3823 | X MARK JACKSON | 9 | 5 | -7 | 14 | - | 4 | 2 |
| 7 | 414 | B TREVOR LLOYD | 3798 | Y MIKE RHODES | -6 | -9 | 9 | -6 | - | 4 | 3 |
| 8 | 5397 | D MARK NEWS | 3781 | Z NICK HANSELL | 11 | 6 | 11 | - | - | 5 | 3 |
| Final Match Score: | | | | | | | | | | 5 | 3 |

Signed and Checked by Referee: 

Match Result

| | | | |
|---|------------|--|------------|
| HOME TEAM OXFORD REPLACE CENTRE II | SCORE 5 | AWAY TEAM CIPPENHAM II | SCORE 3 |
| Signed Home Team Captain  | | Signed Away Team Captain  | |

Brief comments, please, about the player of the match:

Mark News

Match Result Sheet

PLEASE WRITE WITH BLACK BALL POINT PEN IN BLOCK CAPITALS

Umpire: Date: 11-3-06 Venue: CIPPENHAM Division: 23M

| HOME TEAM | CIPPENHAM II | AWAY TEAM | EBS-ORANGE NORTHAMPTON II | ROUND | TABLE |
|-----------|----------------|-----------|---------------------------|-------|-------|
| | NAME OF PLAYER | LICENCE | NAME OF PLAYER | | |
| A | LEE DREDGE | 4575 | W CHRIS ROSS | 11 | 7 |
| B | MARK JACKSON | 3823 | DANIEL ANDERSSON | | |
| C | MIKE RHODES | 3798 | MARK PURCELL | | |
| D | NICK HANSELL | 3781 | Z | | |

IMPORTANT:



The score of the player losing the game shall be shown in the result column for that game, a minus sign being used if the player loses

| Set No. | Licence Number | Home Team (Please include First Name) | Licence Number | Away Team (Please include First Name) | 1 st Game | 2 nd Game | 3 rd Game | 4 th Game | 5 th Game | Match Score | |
|---------|----------------|--|----------------|--|----------------------|----------------------|----------------------|----------------------|----------------------|-------------|---|
| | | | | | | | | | | H | A |
| 1 | 4575 | A LEE DREDGE | 5668 | X DANIEL ANDERSSON | 8 | -11 | 11 | 6 | / | 1 | 0 |
| 2 | 3823 | B MARK JACKSON | 3846 | W CHRIS ROSS | -9 | 9 | 4 | 8 | | 2 | 0 |
| 3 | 3798 | C MIKE RHODES | | Z | - | | | | | 3 | 0 |
| 4 | 3781 | D NICK HANSELL | 6041 | Y MARK PURCELL | -1 | 6 | -8 | -10 | | 3 | 1 |
| 5 | 4575 | A LEE DREDGE | 3846 | W CHRIS ROSS | -3 | 6 | 6 | 7 | | 4 | 1 |
| 6 | 3798 | C MIKE RHODES | 5668 | X DANIEL ANDERSSON | 8 | 10 | 10 | / | / | 5 | 1 |
| 7 | 3823 | B MARK JACKSON | 6041 | Y MARK PURCELL | -6 | -8 | 7 | -9 | / | 5 | 2 |
| 8 | 3781 | D NICK HANSELL | | Z | | | | | | 6 | 2 |

Final Match Score: 6 2

Signed and Checked by Referee: 

Match Result

| | | | |
|---|------------|---|------------|
| HOME TEAM CIPPENHAM II | SCORE 6 | AWAY TEAM EBS-ORANGE NORTHAMPTON II | SCORE 2 |
| Signed Home Team Captain  | | Signed Away Team Captain  | |

Brief comments, please, about the player of the match:

Promoted by The English Table Tennis Association Limited

Match Result Sheet

PLEASE WRITE WITH BLACK BALL POINT PEN IN BLOCK CAPITALS

Umpire: Date: 8-106 Venue: CIPPENHAM Division: 2SM

| HOME TEAM | ASHFORD I | | AWAY TEAM | CIPPENHAM II | | ROUND | TABLE |
|-----------|-----------------|---------|-----------|----------------|---------|-------|-------|
| | NAME OF PLAYER | LICENCE | | NAME OF PLAYER | LICENCE | 10 | 8 |
| A | JASON TENDLER | 81 | W | DAVID HAYES | 7892 | | |
| B | JOHN ROBINSON | 975 | X | MARK JACKSON | 3823 | | |
| C | RAMESH BHALLA | 102 | Y | STEVE BUCK | 3048 | | |
| D | SHAUN ROBERTSON | 3974 | Z | MIKE RHODES | 3798 | | |

IMPORTANT:


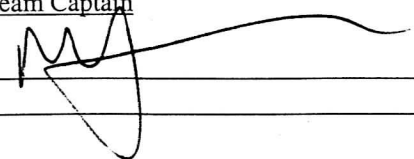
The score of the player losing the game shall be shown in the result column for that game, a minus sign being used if the player loses

| Set No. | Licence Number | Home Team (Please include First Name) | Licence Number | Away Team (Please include First Name) | 1 st Game | 2 nd Game | 3 rd Game | 4 th Game | 5 th Game | Match Score | |
|---------|----------------|--|----------------|--|----------------------|----------------------|----------------------|----------------------|----------------------|-------------|---|
| | | | | | | | | | | H | A |
| 1 | 81 | A JASON TENDLER | 3823 | X MARK JACKSON | 6 | -6 | 4 | 6 | - | 1 | 0 |
| 2 | 975 | B JOHN ROBINSON | 7892 | W DAVID HAYES | 6 | -7 | 2 | 9 | - | 2 | 0 |
| 3 | 102 | C RAMESH BHALLA | 3798 | Z MIKE RHODES | -6 | -4 | 8 | -15 | | 2 | 1 |
| 4 | 3974 | D SHAUN ROBERTSON | 3048 | Y STEVE BUCK | 9 | -7 | -10 | 9 | -4 | 2 | 2 |
| 5 | 81 | A JASON TENDLER | 7892 | W DAVID HAYES* | -12 | 9 | 7 | 10 | / | 3 | 2 |
| 6 | 102 | C RAMESH BHALLA | 3823 | X MARK JACKSON | 4 | -3 | 3 | -5 | -9 | 3 | 3 |
| 7 | 975 | B JOHN ROBINSON | 3048 | Y STEVE BUCK | -5 | -7 | -12 | | | 3 | 4 |
| 8 | 3974 | D SHAUN ROBERTSON | 3798 | Z MIKE RHODES | 6 | -7 | -6 | -7 | | 3 | 5 |

Final Match Score: 3 5

Signed and Checked by Referee: 

Match Result

| | | | |
|---|------------|--|------------|
| HOME TEAM ASHFORD I | SCORE 3 | AWAY TEAM CIPPENHAM II | SCORE 5 |
| Signed Home Team Captain  | | Signed Away Team Captain  | |

Brief comments, please, about the player of the match:

Match Result Sheet

PLEASE WRITE WITH BLACK BALL POINT PEN IN BLOCK CAPITALS


Umpire: Date: 8-1-06 Venue: CIPPENHAM Division: 2SM

| HOME TEAM | CIPPENHAM II | AWAY TEAM | KINGSHURST BRIBAR | ROUND | TABLE |
|-----------|----------------|-----------|-------------------|----------------|---------|
| | NAME OF PLAYER | LICENCE | | NAME OF PLAYER | LICENCE |
| A | DAVID HAYES | 7892 | W | IAN FERGUSON | 7012 |
| B | MARK JACKSON | 3823 | X | MICK BLOWNE | 88 |
| C | STEVE BUCK | 3048 | Y | SLOTT PRIME | 170 |
| D | MIKE RHODES | 3798 | Z | JASON ESSEX | 5199 |


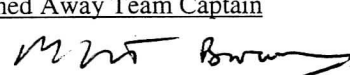
IMPORTANT:

The score of the player losing the game shall be shown in the result column for that game, a minus sign being used if the player loses

| Set No. | Licence Number | Home Team (Please include First Name) | Licence Number | Away Team (Please include First Name) | 1st Game | 2nd Game | 3rd Game | 4th Game | 5th Game | Match Score | |
|--------------------|----------------|--|----------------|--|----------|----------|----------|----------|----------|-------------|---|
| | | | | | | | | | | H | A |
| 1 | 7892 | A DAVID HAYES | 88 | X MICK BLOWNE | -4 | -11 | -10 | / | / | 0 | 1 |
| 2 | 3823 | B MARK JACKSON | 7012 | W IAN FERGUSON | -9 | 5 | *12 | -7 | -7 | 0 | 2 |
| 3 | 3048 | C STEVE BUCK | 5199 | Z JASON ESSEX | 10 | 13 | 8 | / | / | 1 | 2 |
| 4 | 3798 | D MIKE RHODES | 170 | Y SLOTT PRIME | -9 | 8 | 7 | -9 | -4 | 1 | 3 |
| 5 | 7892 | A DAVID HAYES | 7012 | W IAN FERGUSON | 9 | 9 | -8 | 7 | / | 2 | 3 |
| 6 | 3048 | C STEVE BUCK | 88 | X MICK BLOWNE | -7 | 6 | 8 | -4 | 6 | 3 | 3 |
| 7 | 3823 | B MARK JACKSON | 170 | Y SLOTT PRIME | 6 | 4 | 6 | - | - | 4 | 3 |
| 8 | 3798 | D MIKE RHODES | 5199 | Z JASON ESSEX | 9 | 6 | 9 | - | - | 5 | 3 |
| Final Match Score: | | | | | | | | | | 5 | 3 |

Signed and Checked by Referee: 

Match Result

| | | | |
|---|------------|--|------------|
| HOME TEAM CIPPENHAM II | SCORE 5 | AWAY TEAM KINGSHURST BRIBAR | SCORE 3 |
| Signed Home Team Captain  | | Signed Away Team Captain  | |

Brief comments, please, about the player of the match:

Match Result Sheet

PLEASE WRITE WITH BLACK BALL POINT PEN IN BLOCK CAPITALS


Umpire: Date: 11/12/05 Venue: CIPPENHAM Division: 2SM

| HOME TEAM | BEDFORD MODERN II | LICENCE | AWAY TEAM | CIPPENHAM II | ROUND | TABLE |
|-----------|-------------------|---------|-----------|----------------|-------|-------|
| | NAME OF PLAYER | LICENCE | | NAME OF PLAYER | | |
| A | MICK HARPER | 112 | W | DICCON GRAY | | TTT |
| B | JOHN CAMILLERI | 7963 | X | MARK JACKSON | | 3823 |
| C | ROB DYNES | 2894 | Y | MIKE RHODES | | 3798 |
| D | HAMISH YOUNG | 119 | Z | PAUL BAKER | | 8625 |


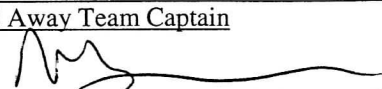
IMPORTANT:

The score of the player losing the game shall be shown in the result column for that game, a minus sign being used if the player loses

| Set No. | Licence Number | Home Team <i>(Please include First Name)</i> | Licence Number | Away Team <i>(Please include First Name)</i> | 1 st Game | 2 nd Game | 3 rd Game | 4 th Game | 5 th Game | Match Score | |
|---------------------------|----------------|---|----------------|---|----------------------|----------------------|----------------------|----------------------|----------------------|-------------|----------|
| | | | | | | | | | | H | A |
| 1 | 112 | A MICK HARPER | 3823 | X MARK JACKSON | 8 | -10 | 10 | 9 | - | 1 | - |
| 2 | 7963 | B JOHN CAMILLERI | TTT | W DICCON GRAY | -4 | -6 | -5 | - | - | 1 | 1 |
| 3 | 2894 | C ROB DYNES | 8625 | Z PAUL BAKER | -10 | -4 | -10 | - | - | 1 | 2 |
| 4 | 119 | D HAMISH YOUNG | 3798 | Y MIKE RHODES | 7 | 8 | 8 | - | - | 2 | 2 |
| 5 | 112 | A MICK HARPER | TTT | W DICCON GRAY | 5 | -6 | 8 | -4 | 6 | 3 | 2 |
| 6 | 2894 | C ROB DYNES | 3823 | X MARK JACKSON | 4 | -4 | 6 | -11 | -10 | 3 | 3 |
| 7 | 7963 | B JOHN CAMILLERI | 3798 | Y MIKE RHODES | 7 | 4 | 7 | - | - | 4 | 3 |
| 8 | 119 | D HAMISH YOUNG | 8625 | Z PAUL BAKER | 5 | 8 | -8 | 9 | - | 5 | 3 |
| Final Match Score: | | | | | | | | | | 5 | 3 |

Signed and Checked by Referee: 

Match Result

| | | | |
|--|-------------------|---|-------------------|
| <u>HOME TEAM</u> BEDFORD MODERN II | <u>SCORE</u> 5 | <u>AWAY TEAM</u> CIPPENHAM II | <u>SCORE</u> 3 |
| <u>Signed Home Team Captain</u>  | | <u>Signed Away Team Captain</u>  | |

Brief comments, please, about the player of the match:

MICK HARPER - THE OLD DOG HAS NO NEW TRICKS BUT KEEPS GOING!!!

Match Result Sheet

PLEASE WRITE WITH BLACK BALL POINT PEN IN BLOCK CAPITALS

Umpire: Date: 11/12/05 Venue: CIPPENHAM Division: 2SM

| HOME TEAM | LONDON PROGRESS III | | AWAY TEAM | CIPPENHAM II | | ROUND | TABLE |
|-----------|---------------------------------------|-------------------------|-----------|----------------|---------|-------|-------|
| | NAME OF PLAYER | LICENCE | | NAME OF PLAYER | LICENCE | 7 | 3 |
| A | EGLE ADOMETTE | 5901 | W | DAVID HAYES | 7892 | | |
| B | DANIEL CANNON | 9181 | X | DICCON GRAY | 7777 | | |
| C | ASHLEY STOKES | 2765 | Y | MARK JACKSON | 3823 | | |
| D | PETER IVES MARK STEWART | 2960 3520 | Z | MIKE RHODES | 3798 | | |

IMPORTANT:

The score of the player losing the game shall be shown in the result column for that game, a minus sign being used if the player loses

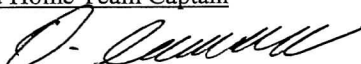

| Set No. | Licence Number | Home Team (Please include First Name) | Licence Number | Away Team (Please include First Name) | 1st Game | 2nd Game | 3rd Game | 4th Game | 5th Game | Match Score | | |
|---------|-------------------------|--|----------------|--|-----------------------------|----------|----------|----------|----------|-------------|---|---|
| | | | | | | | | | | H | A | |
| 1 | 5901 | A EGLE ADOMETTE | 7777 | X DICCON GRAY | 7 | -9 | 8 | 6 | - | 1 | - | |
| 2 | 9181 | B DANIEL CANNON | 7892 | W DAVID HAYES | 10 | -8 | 9 | 6 | - | 2 | - | |
| 3 | 2765 | C ASHLEY STOKES | 3798 | Z MIKE RHODES | 9 | -12 | -8 | 8 | 4 | 3 | - | |
| 4 | 2960 3520 | D PETER IVES MARK STEWART | 3823 | Y MARK JACKSON | -5 | -3 | -7 | - | - | 3 | 1 | |
| 5 | 5901 | A EGLE ADOMETTE | 7892 | W DAVID HAYES | 7 8 9 6 walkover | | | | | | 4 | 1 |
| 6 | 2765 | C ASHLEY STOKES | 7777 | X DICCON GRAY | 8 | 8 | -9 | 7 | 8 | 5 | 1 | |
| 7 | 9181 | B DANIEL CANNON | 3823 | Y MARK JACKSON | 7 | -6 | 8 | -5 | 9 | 6 | 1 | |
| 8 | 2960 3520 | D PETER IVES MARK STEWART | 3798 | Z MIKE RHODES | -9 | -7 | -7 | - | - | 6 | 2 | |

Final Match Score: 6 2

Signed and Checked by Referee:



Match Result

| | | | |
|---|------------|---|------------|
| HOME TEAM LONDON PROGRESS III | SCORE 6 | AWAY TEAM CIPPENHAM II | SCORE 2 |
| Signed Home Team Captain  | | Signed Away Team Captain  | |

Brief comments, please, about the player of the match:

Ashley Stokes + DANIEL CANNON (Home)

British League

Promoted by The English Table Tennis Association Limited

Match Result Sheet

PLEASE WRITE WITH BLACK BALL POINT PEN IN BLOCK CAPITALS


Umpire: Date: 10/12/05 Venue: CIPPENHAM Division: 2SM

| HOME TEAM | CIPPENHAM II | | AWAY TEAM | HARVEY BARNETS II | | ROUND | TABLE |
|-----------|----------------|---------|-----------|-------------------|---------|-------|-------|
| | NAME OF PLAYER | LICENCE | | NAME OF PLAYER | LICENCE | 6 | 1 |
| A | DAVID HAYES | 7892 | W | ALIM HIJTI | 6197 | | |
| B | MARK JACKSON | 3823 | X | CHRIS MARLOW | 468 | | |
| C | STEVE BUCK | 3048 | Y | BEN SWART | 809 | | |
| D | MIKE RHODES | 3798 | Z | PAUL LAVERTY | 3433 | | |


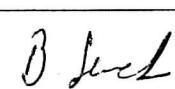
IMPORTANT:

The score of the player losing the game shall be shown in the result column for that game, a minus sign being used if the player loses

| Set No. | Licence Number | Home Team (Please include First Name) | Licence Number | Away Team (Please include First Name) | 1 st Game | 2 nd Game | 3 rd Game | 4 th Game | 5 th Game | Match Score | |
|--------------------|----------------|--|----------------|--|----------------------|----------------------|----------------------|----------------------|----------------------|-------------|---|
| | | | | | | | | | | H | A |
| 1 | 7892 | A DAVID HAYES | 468 | X CHRIS MARLOW | 9 | 4 | 8 | / | / | 1 | 0 |
| 2 | 3823 | B MARK JACKSON | 6197 | W ALIM HIJTI | 13 | 8 | -8 | -6 | -7 | 1 | 1 |
| 3 | 3048 | C STEVE BUCK | 3433 | Z PAUL LAVERTY | -9 | 10 | 6 | 8 | / | 2 | 1 |
| 4 | 3798 | D MIKE RHODES | 809 | Y BEN SWART | 9 | -11 | -8 | -9 | / | 2 | 2 |
| 5 | 7892 | A DAVID HAYES | 6197 | W ALIM HIJTI | -9 | 3 | 8 | -6 | 5 | 3 | 2 |
| 6 | 3048 | C STEVE BUCK | 468 | X CHRIS MARLOW | -2 | 6 | 10 | 10 | / | 4 | 2 |
| 7 | 3823 | B MARK JACKSON | 809 | Y BEN SWART | 8 | -4 | 4 | -6 | 4 | 5 | 2 |
| 8 | 3798 | D MIKE RHODES | 3433 | Z PAUL LAVERTY | -10 | -6 | 2 | 8 | 9 | 6 | 2 |
| Final Match Score: | | | | | | | | | | 6 | 2 |

Signed and Checked by Referee: 

Match Result

| | | | |
|---|------------|---|------------|
| HOME TEAM CIPPENHAM II | SCORE 6 | AWAY TEAM HARVEY BARNETS II | SCORE 2 |
| Signed Home Team Captain  | | Signed Away Team Captain  | |

Brief comments, please, about the player of the match:

British League

Promoted by The English Table Tennis Association Limited

Match Result Sheet

PLEASE WRITE WITH BLACK BALL POINT PEN IN BLOCK CAPITALS


Umpire: Date: 10/12/05 Venue: CIPPENHAM Division: 2SM

| HOME TEAM | CIPPENHAM II | | AWAY TEAM | OXFORD FIREPLACE CENTRE II | | ROUND | TABLE |
|-----------|----------------|---------|-----------|----------------------------|---------|-------|-------|
| | NAME OF PLAYER | LICENCE | | NAME OF PLAYER | LICENCE | 5 | 2 |
| A | DAVID HAYES | 7892 | W | KARL BUSHELL | 4095 | | |
| B | MARK JACKSON | 3823 | X | TIM O'MAHONEY | 1812 | | |
| C | STEVE BUCK | 3048 | Y | DAVE RICHARDS | 4805 | | |
| D | MIKE RHODES | 3798 | Z | MARK NEWNS | 5397 | | |



IMPORTANT:

The score of the player losing the game shall be shown in the result column for that game, a minus sign being used if the player loses

| Set No. | Licence Number | Home Team <i>(Please include First Name)</i> | Licence Number | Away Team <i>(Please include First Name)</i> | 1 st Game | 2 nd Game | 3 rd Game | 4 th Game | 5 th Game | Match Score | |
|---------------------------|----------------|---|----------------|---|----------------------|----------------------|----------------------|----------------------|----------------------|-------------|----------|
| | | | | | | | | | | H | A |
| 1 | 7892 | A DAVID HAYES | 1812 | X TIM O'MAHONEY | -6 | 5 | 7 | 5 | / | 1 | 0 |
| 2 | 3823 | B MARK JACKSON | 4095 | W KARL BUSHELL | -3 | -10 | -9 | / | / | 1 | 1 |
| 3 | 3048 | C STEVE BUCK | 5397 | Z MARK NEWNS | -1 | -9 | -6 | / | / | 1 | 2 |
| 4 | 3798 | D MIKE RHODES | 4805 | Y ^x DAVE RICHARDS | -7 | -12 | -4 | / | / | 1 | 3 |
| 5 | 7892 | A DAVID HAYES | 4095 | W KARL BUSHELL | 7 | 3 | 13 | / | / | 2 | 3 |
| 6 | 3048 | C STEVE BUCK | 1812 | X TIM O'MAHONEY | 5 | 6 | 4 | / | / | 3 | 3 |
| 7 | 3823 | B MARK JACKSON | 4805 | Y DAVE RICHARDS | 8 | -4 | -6 | -8 | / | 3 | 4 |
| | 3798 | D MIKE RHODES ⁽⁵⁾ | 5397 | Z MARK NEWNS | 10 | 7 | 7 | / | - | 4 | 4 |
| Final Match Score: | | | | | | | | | | 4 | 4 |

Signed and Checked by Referee: 

Match Result

| | | | |
|--|-------------------|--|-------------------|
| <u>HOME TEAM</u> CIPPENHAM II | <u>SCORE</u> 4 | <u>AWAY TEAM</u> OXFORD FIREPLACE CENTRE II | <u>SCORE</u> 4 |
| <u>Signed Home Team Captain</u>  | | <u>Signed Away Team Captain</u>  | |

Brief comments, please, about the player of the match:

David Hayes and Dave Richards both scored max ums

British League

Promoted by The English Table Tennis Association Limited

Match Result Sheet

PLEASE WRITE WITH BLACK BALL POINT PEN IN BLOCK CAPITALS

Umpire: Date: 11.9.05 Venue: CIPPENHAM Division: 2SH


| HOME TEAM | EBS - ORANGE NORTHAMPTON 11 | | AWAY TEAM | CIPPENHAM 11 | | ROUND | TABLE |
|-----------|--------------------------------|---------|-----------|----------------|---------|-------|-------|
| | NAME OF PLAYER | LICENCE | | NAME OF PLAYER | LICENCE | | |
| A | GREG YARNELL | 7039 | W | DAVID HAYSS | 7892 | | |
| B | CHRIS ROSS | 3846 | X | MARK JACKSON | 3823 | | |
| C | DANIEL ANDERSON | 5668 | Y | STEVE BUCK | 3048 | | |
| D | CHARL DORAN | 3879 | Z | MIKE RHODES | 3798 | | |

IMPORTANT:



The score of the player losing the game shall be shown in the result column for that game, a minus sign being used if the player loses

| Set No. | Licence Number | Home Team (Please include First Name) | Licence Number | Away Team (Please include First Name) | 1 st Game | 2 nd Game | 3 rd Game | 4 th Game | 5 th Game | Match Score | |
|--------------------|----------------|--|----------------|--|----------------------|----------------------|----------------------|----------------------|----------------------|-------------|---|
| | | | | | | | | | | H | A |
| 1 | 7039 | A GREG YARNELL | 3823 | X MARK JACKSON | 9 | 4 | -8 | -7 | | 0 | 1 |
| 2 | 3846 | B CHRIS ROSS | 7892 | W DAVID HAYSS | - | - | - | | | 0 | 2 |
| 3 | 5668 | C DANIEL ANDERSON | 3798 | Z MIKE RHODES | -8 | -3 | -9 | / | / | 0 | 3 |
| 4 | 3879 | D CHARL DORAN | 3048 | Y STEVE BUCK | 7 | 1 | -8 | 3 | / | 1 | 3 |
| 5 | 7039 | A GREG YARNELL | 7892 | W DAVID HAYSS | 7 | 6 | -12 | -4 | 9 | 2 | 3 |
| 6 | 5668 | C DANIEL ANDERSON | 3823 | X MARK JACKSON | -6 | -10 | 9 | 12 | -7 | 2 | 4 |
| 7 | 3846 | B CHRIS ROSS | 3048 | Y STEVE BUCK | 12 | -6 | 10 | -8 | -9 | 2 | 5 |
| 8 | 3879 | D CHARL DORAN | 3798 | Z MIKE RHODES | -6 | -9 | 4 | 2 | 1 | 3 | 5 |
| Final Match Score: | | | | | | | | | | 3 | 5 |

Signed and Checked by Referee:



Match Result

| | | | |
|---|--------------|--|--------------|
| <u>HOME TEAM</u> | <u>SCORE</u> | <u>AWAY TEAM</u> | <u>SCORE</u> |
| | 3 | | 5 |
| <u>Signed Home Team Captain</u> | | <u>Signed Away Team Captain</u> | |
|  | |  | |

Brief comments, please, about the play of the match:

Match Result Sheet

PLEASE WRITE WITH BLACK BALL POINT PEN IN BLOCK CAPITALS

Umpire: Date: 11.9.05 Venue: CIPPENHAM Division: 2 SM

| HOME TEAM | CIPPENHAM 11 | | AWAY TEAM | ASHFORD 1 | | ROUND | 3 | | TABLE | 8 | |
|-----------|----------------|---------|-----------|-----------------|---------|-------|---|--|-------|---|--|
| | NAME OF PLAYER | LICENCE | | NAME OF PLAYER | LICENCE | | | | | | |
| A | DAVID HAYES | 7892 | W | JASON TENDLER | 81 | | | | | | |
| B | MARK JACKSON | 3823 | X | RAMESH BHALLA | 102 | | | | | | |
| C | STEVE BUCK | 3048 | Y | SHAUN ROBERTSON | 3974 | | | | | | |
| D | MIKE RHODES | 3798 | Z | PHIL SNELSON | 8750 | | | | | | |

IMPORTANT:



The score of the player losing the game shall be shown in the result column for that game, a minus sign being used if the player loses

| Set No. | Licence Number | Home Team <i>(Please include First Name)</i> | Licence Number | Away Team <i>(Please include First Name)</i> | 1 st Game | 2 nd Game | 3 rd Game | 4 th Game | 5 th Game | Match Score | |
|--------------------|----------------|---|----------------|---|----------------------|----------------------|----------------------|----------------------|----------------------|-------------|---|
| | | | | | | | | | | H | A |
| 1 | 7892 | A DAVID HAYES | 102 | X RAMESH BHALLA | -6 | -9 | -4 | / | / | 0 | 1 |
| 2 | 3823 | B MARK JACKSON | 81 | W JASON TENDLER | 9 | 5 | 8 | / | / | 1 | 1 |
| 3 | 3048 | C STEVE BUCK | 8750 | Z PHIL SNELSON | 9 | 6 | -9 | 8 | / | 2 | 1 |
| 4 | 3798 | D MIKE RHODES | 3974 | Y SHAUN ROBERTSON | -7 | 10 | 7 | 4 | / | 3 | 1 |
| 5 | 7892 | A DAVID HAYES | 81 | W JASON TENDLER | 12 | 11 | -8 | 11 | / | 4 | 1 |
| 6 | 3048 | C STEVE BUCK | 102 | X RAMESH BHALLA | 11 | -4 | -7 | 6 | 2 | 5 | 1 |
| 7 | 3823 | B MARK JACKSON | 3974 | Y SHAUN ROBERTSON | # | -9 | -8 | 10 | -9 | 5 | 2 |
| 8 | 3798 | D MIKE RHODES | 8750 | Z PHIL SNELSON | -7 | 11 | -9 | 7 | 12 | 6 | 2 |
| Final Match Score: | | | | | | | | | | 6 | 2 |

Signed and Checked by Referee:



Match Result

| | | | |
|---|-------|--|-------|
| HOME TEAM | SCORE | AWAY TEAM | SCORE |
| | 6 | | 2 |
| Signed Home Team Captain | | Signed Away Team Captain | |
|  | |  | |

Brief comments, please, about the play of the match:

British League

Promoted by The English Table Tennis Association Limited

Match Result Sheet

PLEASE WRITE WITH BLACK BALL POINT PEN IN BLOCK CAPITALS

Umpire: ~~KINGSBURG~~ Date: 10 9 05 Venue: CIPPENHAM Division: 2 SM

| HOME TEAM | KINGSHURST BRIBAR | | AWAY TEAM | CIPPENHAM 11 | | ROUND | 2 | | TABLE | 5 | |
|-----------|-------------------|---------|-----------|----------------|---------|-------|---|--|-------|---|--|
| | NAME OF PLAYER | LICENCE | | NAME OF PLAYER | LICENCE | | | | | | |
| A | IAN FERGUSON | 7012 | W | DAVID HAYES | 7892 | | | | | | |
| B | SCOTT PRIME | 170 | X | DICCON GRAY | 7777 | | | | | | |
| C | JASON ESSEX | 5199 | Y | PAUL BAKER | 8625 | | | | | | |
| D | PAUL TAYLOR | 85 | Z | NICK HANSELL | 3781 | | | | | | |

IMPORTANT:

The score of the player losing the game shall be shown in the result column for that game, a minus sign being used if the player loses

| Set No. | Licence Number | Home Team (Please include First Name) | Licence Number | Away Team (Please include First Name) | 1 st Game | 2 nd Game | 3 rd Game | 4 th Game | 5 th Game | Match Score | |
|--------------------|----------------|--|----------------|--|----------------------|----------------------|----------------------|----------------------|----------------------|-------------|---|
| | | | | | | | | | | H | A |
| 1 | 7012 | A IAN FERGUSON | 7777 | X DICCON GRAY | -10 | -7 | -9 | | | 0 | 1 |
| 2 | 170 | B SCOTT PRIME | 7892 | W DAVID HAYES | 10 | 5 | -4 | 6 | -4 | 0 | 2 |
| 3 | 5199 | C JASON ESSEX | 3781 | Z NICK HANSELL | -9 | -5 | 12 | 9 | -7 | 0 | 3 |
| 4 | 85 | D PAUL TAYLOR | 8625 | Y PAUL BAKER | -10 | -8 | 9 | -6 | | 0 | 4 |
| 5 | 7012 | A IAN FERGUSON | 7892 | W DAVID HAYES | 6 | 8 | 9 | | | 1 | 4 |
| 6 | 5199 | C JASON ESSEX | 7777 | X DICCON GRAY | -7 | -8 | -10 | | | 1 | 5 |
| 7 | 170 | B SCOTT PRIME | 8625 | Y PAUL BAKER | -8 | -1 | 10 | 8 | -8 | 1 | 6 |
| 8 | 85 | D PAUL TAYLOR | 3781 | Z NICK HANSELL | 7 | -3 | -8 | -5 | | 1 | 7 |
| Final Match Score: | | | | | | | | | | 1 | 7 |

Signed and Checked by Referee:



Match Result

| HOME TEAM | SCORE | AWAY TEAM | SCORE |
|--------------------------|-------|--------------------------|-------|
| KINGSHURST BRIBAR | 1 | CIPPENHAM 11 | 7 |
| Signed Home Team Captain | | Signed Away Team Captain | |

Brief comments, please, about the player of the match:

DICCON GRAY
PAUL BAKER

British League

Promoted by The English Table Tennis Association Limited

Match Result Sheet

PLEASE WRITE WITH BLACK BALL POINT PEN IN BLOCK CAPITALS

Umpire:

Date: 10.9.05

Venue: CIPPENHAM


Division: 2 SM

| HOME TEAM | CIPPENHAM II | | AWAY TEAM | BEDFORD MODERN II | | ROUND | TABLE | |
|-----------|----------------|---------|-----------|-------------------|---------|-------|-------|--|
| | NAME OF PLAYER | LICENCE | | NAME OF PLAYER | LICENCE | | | |
| A | DAVID HAYES | 7892 | W | JOHN CAMILLERI | 7963 | 1 | 6 | |
| B | DICCON GRAY | 7777 | X | JOHN ALSOP | 5069 | | | |
| C | PAUL BAKER | 8625 | Y | PAUL BIRCH | 4821 | | | |
| D | PICK HANSELL | 3781 | Z | STEVE SILK | 3115 | | | |



IMPORTANT:

The score of the player losing the game shall be shown in the result column for that game, a minus sign being used if the player loses

| Set No. | Licence Number | Home Team (Please include First Name) | Licence Number | Away Team (Please include First Name) | 1 st Game | 2 nd Game | 3 rd Game | 4 th Game | 5 th Game | Match Score | |
|--------------------|----------------|--|----------------|--|----------------------|----------------------|----------------------|----------------------|----------------------|-------------|---|
| | | | | | | | | | | H | A |
| 1 | 7892 | A DAVID HAYES | 5069 | X ^S JOHN ALSOP | 3 | -8 | 4 | 4 | / | 1 | 0 |
| 2 | 7777 | B DICCON GRAY | 7963 | W JOHN CAMILLERI ^S | 2 | 6 | 8 | / | / | 2 | 0 |
| 3 | 8625 | C PAUL BAKER | 3115 | Z STEVE SILK | -9 | -5 | 9 | -10 | / | 2 | 1 |
| 4 | 3781 | D PICK HANSELL | 4821 | Y PAUL BIRCH | 6 | 9 | -9 | 8 | / | 3 | 1 |
| 5 | 7892 | A DAVID HAYES | 7963 | W JOHN CAMILLERI | -6 | 9 | -8 | 5 | 4 | 4 | 1 |
| 6 | 8625 | C PAUL BAKER | 5069 | X JOHN ALSOP | 5 | -8 | -9 | 8 | 8 | 5 | 1 |
| 7 | 7777 | B DICCON GRAY | 4821 | Y PAUL BIRCH | 10 | 9 | -9 | 6 | / | 6 | 1 |
| 8 | 3781 | D PICK HANSELL | 3115 | Z STEVE SILK | 5 | 6 | -4 | 6 | / | 7 | 1 |
| Final Match Score: | | | | | | | | | | 7 | 1 |

Signed and Checked by Referee: 

Match Result

| HOME TEAM | SCORE | AWAY TEAM | SCORE |
|--|-------|--|-------|
| CIPPENHAM II | 7 | BEDFORD MODERN II | 1 |
| Signed Home Team Captain  | | Signed Away Team Captain  | |

Brief comments, please, about the player of the match:

Pick Hansell
for 2 good wins

A closer game than the score suggests

Match Result Sheet

PLEASE WRITE WITH BLACK BALL POINT PEN IN BLOCK CAPITALS

Umpire: Date: Venue: Division:

| HOME TEAM | AWAY TEAM | ROUND | TABLE |
|-----------|-----------|-------|-------|
| | | | |
| | | | |
| | | | |
| | | | |

IMPORTANT:

The score of the player losing the game shall be shown in the result column for that game, a minus sign being used if the player loses

| Set No. | Licence Number | Home Team (Please include First Name) | Licence Number | Away Team (Please include First Name) | 1st Game | 2nd Game | 3rd Game | 4th Game | 5th Game | Match Score | |
|---------|----------------|--|----------------|--|----------|----------|----------|----------|----------|-------------|---|
| | | | | | | | | | | H | A |
| 1 | | A SHAW | | X OLIVER SHAW | -9 | -9 | 11 | 11 | 7 | 1 | 0 |
| 2 | | B FIDDIAN | | W PHILIP CLARKSON | -3 | 9 | 9 | -9 | 12 | 1 | 0 |
| 3 | | C GEORGHOTOV | | Z BEN WISEMAN | -10 | -4 | 8 | -8 | | 0 | 1 |
| 4 | | D CHOPPING | | Y ASHLEY SHAW | 17 | -7 | 8 | -8 | 7 | 1 | 0 |
| 5 | | A SHAW | | W PHILIP CLARKSON | -9 | -12 | -5 | | | 0 | 1 |
| 6 | | C GEORGHOTOV | | X OLIVER SHAW | -6 | 9 | 8 | -11 | -5 | 0 | 1 |
| 7 | | B FIDDIAN | | Y ASHLEY SHAW | 9 | 11 | 9 | 7 | | 1 | 0 |
| 8 | | D CHOPPING | | Z BEN WISEMAN | -1 | 7 | 8 | 3 | | 1 | 0 |

Final Match Score:

Signed and Checked by Referee:

Match Result

| HOME TEAM | SCORE | AWAY TEAM | SCORE |
|--------------------------|-------|--------------------------|-------|
| | 5 | | 3 |
| Signed Home Team Captain | | Signed Away Team Captain | |

Brief comments, please, about the player of the match:

British League

Promoted by The English Table Tennis Association Limited

Match Result Sheet

PLEASE WRITE WITH BLACK BALL POINT PEN IN BLOCK CAPITALS

Umpire: Date: Venue: Division:

| HOME TEAM | | | AWAY TEAM | | | ROUND | TABLE |
|-----------|----------------|---------|-----------|----------------|---------|-------|-------|
| | NAME OF PLAYER | LICENCE | | NAME OF PLAYER | LICENCE | | |
| A | | | W | | | | |
| B | | | X | | | | |
| C | | | Y | | | | |
| D | | | Z | | | | |

IMPORTANT:

The score of the player losing the game shall be shown in the result column for that game, a minus sign being used if the player loses

| Set No. | Licence Number | Home Team (Please include First Name) | Licence Number | Away Team (Please include First Name) | 1 st Game | 2 nd Game | 3 rd Game | 4 th Game | 5 th Game | Match Score | |
|---------|----------------|--|----------------|--|----------------------|----------------------|----------------------|----------------------|----------------------|-------------|---|
| | | | | | | | | | | H | A |
| 1 | | A | | X | | | | | | | |
| 2 | | B | | W | 15/11 | 7/11 | 7/11 | | | | |
| 3 | | C | | Z | | | | | | | |
| 4 | | D | | Y | | | | | | | |
| 5 | | A | | W | | | | | | | |
| 6 | | C | | X | | | | | | | |
| 7 | | B | | Y | | | | | | | |
| 8 | | D | | Z | | | | | | | |

Final Match Score:

Signed and Checked by Referee:

Match Result

| HOME TEAM | SCORE | AWAY TEAM | SCORE |
|--------------------------|-------|--------------------------|-------|
| Signed Home Team Captain | | Signed Away Team Captain | |

Brief comments, please, about the player of the match:

British League

Promoted by The English Table Tennis Association Limited

Match Result Sheet

PLEASE WRITE WITH BLACK BALL POINT PEN IN BLOCK CAPITALS

Umpire: Player Date: 11/3/00 Venue: Southall Division: 4 SW

| HOME TEAM | NAME OF PLAYER | LICENCE | AWAY TEAM | NAME OF PLAYER | LICENCE | ROUND | TABLE |
|-----------|----------------------|---------|-----------|---------------------|---------|-----------|-------------|
| | <u>Pippinham III</u> | | | <u>Grimes Micka</u> | | <u>11</u> | <u>7</u> |
| A | | | W | | | | <u>3291</u> |
| B | | | X | | | | <u>5378</u> |
| C | | | Y | | | | <u>158</u> |
| D | | | Z | | | | |

IMPORTANT:

The score of the player losing the game shall be shown in the result column for that game, a minus sign being used if the player loses

| Set No. | Licence Number | Home Team (Please include First Name) | Licence Number | Away Team (Please include First Name) | 1 st Game | 2 nd Game | 3 rd Game | 4 th Game | 5 th Game | Ma Score | |
|---------|----------------|--|----------------|--|----------------------|----------------------|----------------------|----------------------|----------------------|----------|----------|
| | | | | | | | | | | H | A |
| 1 | <u>4795</u> | <u>A</u> | <u>5378</u> | <u>X</u> | <u>6-11</u> | <u>11-5</u> | | <u>-10</u> | <u>-5</u> | <u>0</u> | <u>1</u> |
| 2 | <u>1302</u> | <u>B</u> | <u>3291</u> | <u>W</u> | <u>11-11</u> | <u>11-11</u> | <u>11-11</u> | <u>11-11</u> | | <u>1</u> | <u>1</u> |
| 3 | <u>626</u> | <u>C</u> | | <u>Z</u> | | | | | | <u>2</u> | <u>1</u> |
| 4 | <u>3016</u> | <u>D</u> | <u>158</u> | <u>Y</u> | | <u>7-11</u> | | | | <u>3</u> | <u>1</u> |
| 5 | <u>4795</u> | <u>A</u> | <u>3291</u> | <u>W</u> | | | | | | <u>4</u> | <u>1</u> |
| 6 | <u>626</u> | <u>C</u> | <u>5378</u> | <u>X</u> | <u>11-5</u> | <u>11-9</u> | <u>7-11</u> | <u>11-7</u> | | <u>5</u> | <u>1</u> |
| 7 | <u>1302</u> | <u>B</u> | <u>158</u> | <u>Y</u> | <u>11-11</u> | <u>11-9</u> | <u>11-7</u> | <u>11-11</u> | | <u>5</u> | <u>2</u> |
| 8 | <u>3016</u> | <u>D</u> | | <u>Z</u> | <u>11-5</u> | <u>11-9</u> | <u>11-7</u> | | | <u>6</u> | <u>2</u> |

Final Match Score:

Signed and Checked by Referee:

Match Result

| HOME TEAM | SCORE | AWAY TEAM | SCORE |
|--------------------------|-------|--------------------------|-------|
| | | | |
| Signed Home Team Captain | | Signed Away Team Captain | |

Brief comments, please, about the player of the match:

British League

Promoted by The English Table Tennis Association Limited

Match Result Sheet

PLEASE WRITE WITH BLACK BALL POINT PEN IN BLOCK CAPITALS

Umpire: Date: 11.3.16 Venue: SOUTHALL Division: 4SW

| HOME TEAM | AWAY TEAM | ROUND | TABLE |
|-----------------|-----------|-------------------|---------|
| 1002 | WISSEMAN | 6 | 6 |
| NAME OF PLAYER | LICENCE | NAME OF PLAYER | LICENCE |
| A Ryan Collins | 2874 | W PHILIP CLARKSON | 4795 |
| B Tony Alvarez | 5297 | X ASHLEY SHAW | 626 |
| C Raphael Marom | 1655 | Y ASHLEY SHAW | 626 |
| D Daniel Flash | 9582 | Z BEN WISEMAN | 3016 |

IMPORTANT:

The score of the player losing the game shall be shown in the result column for that game, a minus sign being used if the player loses

| Set No. | Licence Number | Home Team (Please include First Name) | Licence Number | Away Team (Please include First Name) | 1 st Game | 2 nd Game | 3 rd Game | 4 th Game | 5 th Game | Match Score | |
|---------|----------------|--|----------------|--|----------------------|----------------------|----------------------|----------------------|----------------------|-------------|----|
| | | | | | | | | | | H | A |
| 1 | 2874 | A Ryan Collins | 1002 | X ASHLEY SHAW | 5-11 | 7-11 | 7-11 | 10-12 | 1 | 0 | 10 |
| 2 | 5297 | B Tony Alvarez | 4795 | W PHILIP CLARKSON | 11-5 | 11-5 | 11-5 | 11-5 | 1 | 0 | 10 |
| 3 | 1655 | C Raphael Marom | 3016 | Z BEN WISEMAN | 11-5 | 11-5 | 11-5 | 11-5 | 1 | 0 | 10 |
| 4 | 9582 | D Daniel Flash | 626 | Y ASHLEY SHAW | 11-6 | 11-5 | 11-5 | 11-5 | 1 | 0 | 10 |
| 5 | 2874 | A Ryan Collins | 4795 | W PHILIP CLARKSON | 11-5 | 11-5 | 11-5 | 10-12 | 11-7 | 1 | 1 |
| 6 | 1655 | C Raphael Marom | 1002 | X ASHLEY SHAW | 6-11 | 7-11 | 11-11 | 7-11 | 1 | 0 | 1 |
| 7 | 5297 | B Tony Alvarez | 626 | Y ASHLEY SHAW | | | | | | | |
| 8 | 9582 | D Daniel Flash | 3016 | Z BEN WISEMAN | 13-11 | 10-12 | 3-11 | 6-11 | 1 | 0 | 1 |

Final Match Score: 3 5

Signed and Checked by Referee:

Match Result

| HOME TEAM | SCORE | AWAY TEAM | SCORE |
|--------------------------|-------|--------------------------|-------|
| 1002 | 3 | WISSEMAN | 5 |
| Signed Home Team Captain | | Signed Away Team Captain | |

Brief comments, please, about the player of the match:

ASHLEY SHAW IMPROVED ENTER CLASS

British League

Promoted by The English Table Tennis Association Limited

Match Result Sheet

PLEASE WRITE WITH BLACK BALL POINT PEN IN BLOCK CAPITALS

Umpire: Date: Venue: Division:

| HOME TEAM | | | AWAY TEAM | | | ROUND | TABLE |
|-----------|----------------|---------|-----------|----------------|---------|-------|-------|
| | NAME OF PLAYER | LICENCE | | NAME OF PLAYER | LICENCE | | |
| A | Paul Marshall | 2000 | W | Paul Marshall | 2000 | | |
| B | Paul Marshall | 2000 | X | Paul Marshall | 2000 | | |
| C | Paul Marshall | 2000 | Y | Paul Marshall | 2000 | | |
| D | Paul Marshall | 2000 | Z | Paul Marshall | 2000 | | |

IMPORTANT:

The score of the player losing the game shall be shown in the result column for that game, a minus sign being used if the player loses

| Set No. | Licence Number | Home Team (Please include First Name) | Licence Number | Away Team (Please include First Name) | 1 st Game | 2 nd Game | 3 rd Game | 4 th Game | 5 th Game | Match Score | |
|---------|----------------|--|----------------|--|----------------------|----------------------|----------------------|----------------------|----------------------|-------------|----|
| | | | | | | | | | | H | A |
| 1 | | A | | X | | | | | | | |
| 2 | | B | | W | | | | | | | |
| 3 | | C | | Z | 11-3 | 4-11 | 11-5 | 11-3 | | | 21 |
| 4 | | D | | Y | -6 | -11 | -7 | - | - | | 13 |
| 5 | | A | | W | | | | | | | |
| 6 | | C | | X | -10 | -7 | 5 | -6 | | | 15 |
| 7 | | B | | Y | 7-12 | | | | | | 16 |
| 8 | | D | | Z | 9 | 15-11 | | | | | 17 |

Final Match Score: **17**

Signed and Checked by Referee:

Match Result

| HOME TEAM | SCORE | AWAY TEAM | SCORE |
|--------------------------|-------|--------------------------|-------|
| BRISTOL III | 1 | GIPPO-HIMM III | 7 |
| Signed Home Team Captain | | Signed Away Team Captain | |

Brief comments, please, about the player of the match:

British League

Promoted by The English Table Tennis Association Limited

Match Result Sheet

PLEASE WRITE WITH BLACK BALL POINT PEN IN BLOCK CAPITALS

Umpire: Date: 11/12/05 Venue: CIPPENHAM Division: 4SW

| HOME TEAM | SOUTHAMPTON WEST | AWAY TEAM | CIPPENHAM III | ROUND | TABLE |
|-----------|------------------|-----------|-----------------|-------|-------|
| | NAME OF PLAYER | LICENCE | NAME OF PLAYER | 8 | 6 |
| A | GARTH KINLOCKE | 2433 | W PHIL CLARKSON | | 4795 |
| B | ALEX GARLICK | 734 | X OLIVER SHAW | | 1002 |
| C | CHRIS PRINCE | 3235 | Y ASHLEY SHAW | | 626 |
| D | NICK WEBB | 5120 | Z BEN WISEMAN | | 3016 |


IMPORTANT:

The score of the player losing the game shall be shown in the result column for that game, a minus sign being used if the player loses

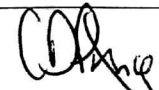

| Set No. | Licence Number | Home Team <i>(Please include First Name)</i> | Licence Number | Away Team <i>(Please include First Name)</i> | 1 st Game | 2 nd Game | 3 rd Game | 4 th Game | 5 th Game | Match Score | |
|---------|----------------|---|-----------------|---|----------------------|----------------------|----------------------|----------------------|----------------------|-------------|---|
| | | | | | | | | | | H | A |
| 1 | 2433 | A GARTH KINLOCKE | 1002 | X OLIVER SHAW | -9 | -5 | 9 | 12 | 3 | 1 | - |
| 2 | 734 | B ALEX GARLICK | 4795 | W PHIL CLARKSON | 7 | -9 | 7 | -8 | 8 | 2 | - |
| 3 | 3235 | C CHRIS PRINCE | 3016 | Z BEN WISEMAN | -9 | -7 | 3 | -5 | - | 2 | 1 |
| 4 | 5120 | D NICK WEBB | 626 | Y ASHLEY SHAW | m9 | -7 | 7 | -6 | -5 | 2 | 2 |
| 5 | 2433 | A GARTH KINLOCKE | 4795 | W PHIL CLARKSON | 9 | -7 | -7 | 9 | 7 | 3 | 2 |
| 6 | 3235 | C CHRIS PRINCE | 1002 | X OLIVER SHAW | 14-16 | 11-9 | 7-11 | 12-10 | 11-8 | 4 | 2 |
| 7 | 734 | B ALEX GARLICK | 626 | Y ASHLEY SHAW | 10-12 | 11-9 | 11-11 | 7-11 | - | 4 | 3 |
| 8 | 5120 | D NICK WEBB | 3016 | Z BEN WISEMAN | -7 | -9 | 7 | 11 | -5 | 4 | 4 |

Final Match Score: 4 4

Signed and Checked by Referee:



Match Result

| | | | |
|--|------------|--|------------|
| HOME TEAM SOUTHAMPTON WEST | SCORE 4 | AWAY TEAM CIPPENHAM III | SCORE 4 |
| Signed Home Team Captain  | | Signed Away Team Captain  | |

Brief comments, please, about the player of the match:

British League

Promoted by The English Table Tennis Association Limited

Match Result Sheet

PLEASE WRITE WITH BLACK BALL POINT PEN IN BLOCK CAPITALS


Umpire: Date: 11/12/05 Venue: CIPPENHAM Division: 4SW

| HOME TEAM | PLYMOUTH WANDERERS | | AWAY TEAM | CIPPENHAM III | | ROUND | TABLE |
|-----------|--------------------|---------|-----------|----------------|---------|-------|-------|
| | NAME OF PLAYER | LICENCE | | NAME OF PLAYER | LICENCE | 7 | 7 |
| A | MIKE HUGH | 4029 | W | PAUL BAKER | 8625 | | |
| B | RORY HARRIES | 6774 | X | PHIL CLARKSON | 4795 | | |
| C | JO CLIFFORD (JUN) | 1337 | Y | OLIVER SHAW | 1002 | | |
| D | JOHN GRIFFITHS | 5905 | Z | ASHLEY SHAW | 626 | | |



IMPORTANT:

The score of the player losing the game shall be shown in the result column for that game, a minus sign being used if the player loses

| Set No. | Licence Number | Home Team (Please include First Name) | Licence Number | Away Team (Please include First Name) | 1 st Game | 2 nd Game | 3 rd Game | 4 th Game | 5 th Game | Match Score | | |
|--------------------|----------------|--|----------------|--|-------------------------|---------------------------|----------------------|----------------------|----------------------|-------------|---|---|
| | | | | | | | | | | H | A | |
| 1 | 4029 | A MIKE HUGH | 4795 | X PHIL CLARKSON | 9 | 5 | 3 | / | / | 1 | 0 | |
| 2 | 6774 | B RORY HARRIES | 8625 | W PAUL BAKER | 11-5 | 13-11 | 11-5 | / | / | 2 | 0 | |
| 3 | 1337 | C JO CLIFFORD (JUN) | 626 | Z ASHLEY SHAW | 6-11 6-11 | 12-10 12-10 | 8-11 | 10-12 | / | | 2 | 1 |
| 4 | 5905 | D JOHN GRIFFITHS | 1002 | Y OLIVER SHAW | 11-7 | 10-12 | 2-11 | 6-11 | / | | 2 | 2 |
| 5 | 4029 | A MIKE HUGH | 8625 | W PAUL BAKER | 8 | 8 | 7 | \ | \ | 3 | 2 | |
| 6 | 1337 | C JO CLIFFORD (JUN) | 4795 | X PHIL CLARKSON | 5 | -4 | -5 | -14 | \ | | 3 | 3 |
| 7 | 6774 | B RORY HARRIES | 1002 | Y OLIVER SHAW | 4 | 4 | 6 | \ | \ | 4 | 3 | |
| 0 | 5905 | D JOHN GRIFFITHS | 626 | Z ASHLEY SHAW | 6 | -9 | 6 | -5 | -7 | 4 | 4 | |
| Final Match Score: | | | | | | | | | | 4 | 4 | |

Signed and Checked by Referee: 

Match Result

| | | | |
|--|-------------------|--|-------------------|
| <u>HOME TEAM</u> PLYMOUTH WANDERERS | <u>SCORE</u> 4 | <u>AWAY TEAM</u> CIPPENHAM III | <u>SCORE</u> 4 |
| <u>Signed Home Team Captain</u>  | | <u>Signed Away Team Captain</u>  | |

Brief comments, please, about the player of the match:

British League

Promoted by The English Table Tennis Association Limited

Match Result Sheet

PLEASE WRITE WITH BLACK BALL POINT PEN IN BLOCK CAPITALS


Umpire: Date: 10/12/05 Venue: CIPPENHAM Division: ASW

| HOME TEAM | CIPPENHAM III | | AWAY TEAM | COFTON HACKETT | | ROUND | TABLE |
|-----------|----------------|---------|-----------|-----------------|---------|-------|-------|
| | NAME OF PLAYER | LICENCE | | NAME OF PLAYER | LICENCE | | |
| A | PAUL BAKER | 8625 | W | PAT MCCABE | 7037 | 6 | 7 |
| B | PHIL CLARKSON | 4795 | X | GORDON SHAW | 3544 | | |
| C | OLIVER SHAW | 1002 | Y | SASHA GROKHOTOV | 6282 | | |
| D | ASHLEY SHAW | 626 | Z | WAYNE CHOPPING | 3042 | | |



IMPORTANT:

The score of the player losing the game shall be shown in the result column for that game, a minus sign being used if the player loses

| Set No. | Licence Number | Home Team <i>(Please include First Name)</i> | Licence Number | Away Team <i>(Please include First Name)</i> | 1 st Game | 2 nd Game | 3 rd Game | 4 th Game | 5 th Game | Match Score | |
|--------------------|----------------|---|----------------|---|----------------------|----------------------|----------------------|----------------------|----------------------|-------------|---|
| | | | | | | | | | | H | A |
| 1 | 8625 | A PAUL BAKER | 3544 | X GORDON SHAW | 9-11 | 11-5 | 8-11 | 11-7 | 11-9 | 1 | 0 |
| 2 | 4795 | B PHIL CLARKSON | 7037 | W PAT MCCABE | 7- | +9 | 9- | +6 | +7 | 2 | 0 |
| 3 | 1002 | C OLIVER SHAW | 3042 | Z WAYNE CHOPPING | 7-11 | 7-11 | 11-4 | 9-11 | - | 2 | 1 |
| 4 | 626 | D ASHLEY SHAW | 6282 | Y SASHA GROKHOTOV | +7 | +10 | 9- | +10 | - | 3 | 1 |
| 5 | 8625 | A PAUL BAKER | 7037 | W PAT MCCABE | 6-11 | 13-15 | 9-11 | - | - | 3 | 2 |
| 6 | 1002 | C OLIVER SHAW | 3544 | X GORDON SHAW | 9-9 | 5-5 | 9-9 | 7-7 | - | 3 | 3 |
| 7 | 4795 | B PHIL CLARKSON | 6282 | Y SASHA GROKHOTOV | -6 | -8 | 8 | -8 | - | 3 | 4 |
| 8 | 626 | D ASHLEY SHAW | 3042 | Z WAYNE CHOPPING | +9 | -9 | +6 | -8 | +7 | 4 | 4 |
| Final Match Score: | | | | | | | | | | 4 | 4 |

Signed and Checked by Referee: 

Match Result

| | | | |
|---|------------|---|------------|
| HOME TEAM CIPPENHAM III | SCORE 4 | AWAY TEAM COFTON HACKETT | SCORE 4 |
| Signed Home Team Captain  | | Signed Away Team Captain  | |

Brief comments, please, about the player of the match:

ASHLEY SHAW.

Match Result Sheet

PLEASE WRITE WITH BLACK BALL POINT PEN IN BLOCK CAPITALS

Umpire: Date: 10/12/05 Venue: CIPPENHAM Division: 4SW

| HOME TEAM | CIPPENHAM III | | AWAY TEAM | LONDON PROGRESS V | | ROUND | TABLE |
|-----------|----------------|---------|-----------|--------------------------|---------|-------|-------|
| | NAME OF PLAYER | LICENCE | | NAME OF PLAYER | LICENCE | 5 | 6 |
| A | PAUL BAKER | 8625 | W | RYAN COLLINS | 2874 | | |
| B | PHIL CLARKSON | 4795 | X | TONY ALVAEZ | 5297 | | |
| C | OLIVER SHAW | 1002 | Y | TIMI FAMOJURO (FAMOJURO) | 3257 | | |
| D | ASHLEY SHAW | 626 | Z | DANIEL FLASH | 9382 | | |

IMPORTANT:


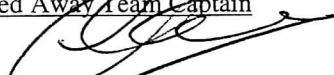
The score of the player losing the game shall be shown in the result column for that game, a minus sign being used if the player loses

| Set No. | Licence Number | Home Team <small>(Please include First Name)</small> | Licence Number | Away Team <small>(Please include First Name)</small> | 1 st Game | 2 nd Game | 3 rd Game | 4 th Game | 5 th Game | Match Score | |
|---------------------------|----------------|---|-------------------------|---|---------------------------|----------------------|----------------------|----------------------|----------------------|-------------|----------|
| | | | | | | | | | | H | A |
| 1 | 8625 | A PAUL BAKER | 5297 | X TONY ALVAEZ | 11-3 | 11-13 | 11-6 | 7-11 | 11-6 | 1 | 0 |
| 2 | 4795 | B PHIL CLARKSON | 5297 2874 | W RYAN COLLINS | 6-11 | 5-11 | 6-11 | - | - | 1 | 1 |
| 3 | 1002 | C OLIVER SHAW | 9382 | Z DANIEL FLASH | 10-12 | 13-15 | 17-15 | 8-11 | - | 1 | 2 |
| 4 | 626 | D ASHLEY SHAW | 3257 | Y TIMI FAMOJURO | 10-12 12-10 | 14-12 | 11-5 | - | - | 2 | 2 |
| 5 | 8625 | A PAUL BAKER | 5297 2874 | W RYAN COLLINS | 4-11 | 5-11 | 11-7 | 8-11 | - | 2 | 3 |
| 6 | 1002 | C OLIVER SHAW | 2874 | X TONY ALVAEZ | 11-6 | 11-9 | 11-9 | / | / | 3 | 3 |
| 7 | 4795 | B PHIL CLARKSON | 3257 | Y TIMI FAMOJURO | 10-12 | 6-11 | 12-10 | 11-9 | 11-8 | 4 | 3 |
| 8 | 626 | D ASHLEY SHAW | 9382 | Z DANIEL FLASH | 11-4 | 11-7 | 11-6 | / | / | 5 | 3 |
| Final Match Score: | | | | | | | | | | 5 | 3 |

Signed and Checked by Referee:



Match Result

| | | | |
|---|------------|--|------------|
| HOME TEAM CIPPENHAM III | SCORE 5 | AWAY TEAM LONDON PROGRESS V | SCORE 3 |
| Signed Home Team Captain  | | Signed Away Team Captain  | |

Brief comments, please, about the player of the match:

RYAN COLLINS, better than the rest of us.

British League

Promoted by The English Table Tennis Association Limited

Match Result Sheet

PLEASE WRITE WITH BLACK BALL POINT PEN IN BLOCK CAPITALS

Umpire: Players Date: 11/9/05 Venue: Southall Division: 4SW

| HOME TEAM | <u>Polska</u> | | AWAY TEAM | <u>Cippenham III</u> | | ROUND | TABLE |
|-----------|---------------------------|-------------|-----------|----------------------|-------------|----------|----------|
| | NAME OF PLAYER | LICENCE | | NAME OF PLAYER | LICENCE | <u>4</u> | <u>7</u> |
| A | <u>JOZEF WOZNICA</u> | <u>5778</u> | W | <u>Paul Baker</u> | <u>8625</u> | | |
| B | <u>PAREK GASKIEWICZ</u> | <u>158</u> | X | <u>Phil Clayton</u> | <u>4795</u> | | |
| C | <u>DANIEL FIALKOWSKI</u> | <u>7816</u> | Y | <u>Paul Swan</u> | <u>1002</u> | | |
| D | <u>LUKASZ LEWANDOWSKI</u> | <u>7291</u> | Z | <u>Paul Swan</u> | <u>626</u> | | |

IMPORTANT:

The score of the player losing the game shall be shown in the result column for that game, a minus sign being used if the player loses

| Set No. | Licence Number | Home Team (Please include First Name) | Licence Number | Away Team (Please include First Name) | 1 st Game | 2 nd Game | 3 rd Game | 4 th Game | 5 th Game | Match Score | |
|---------------------------|----------------|--|----------------|--|----------------------|----------------------|----------------------|----------------------|----------------------|-------------|----------|
| | | | | | | | | | | H | A |
| 1 | <u>5778</u> | A <u>J WOZNICA</u> | <u>4795</u> | X <u>P. Clayton</u> | <u>-10</u> | <u>-10</u> | <u>-9</u> | <u>-</u> | <u>-</u> | <u>0</u> | <u>1</u> |
| 2 | <u>158</u> | B <u>D GASKIEWICZ</u> | <u>8625</u> | W <u>P. Baker</u> | <u>12-14</u> | <u>10-12</u> | <u>11</u> | <u>-</u> | <u>-</u> | <u>2</u> | <u>1</u> |
| 3 | <u>7816</u> | C <u>D FIALKOWSKI</u> | <u>626</u> | Z <u>A Swan</u> | <u>8-11</u> | <u>6-11</u> | <u>11-8</u> | <u>11-6</u> | <u>11-6</u> | <u>1</u> | <u>2</u> |
| 4 | <u>7291</u> | D <u>L LEWANDOWSKI</u> | <u>1002</u> | Y <u>P. Swan</u> | <u>10-12</u> | <u>10-12</u> | <u>11-8</u> | <u>11-9</u> | <u>-</u> | <u>1</u> | <u>3</u> |
| 5 | <u>5778</u> | A <u>J WOZNICA</u> | <u>8625</u> | W <u>P. Baker</u> | <u>6-11</u> | <u>8-11</u> | <u>6-11</u> | <u>-</u> | <u>-</u> | <u>1</u> | <u>4</u> |
| 6 | <u>7816</u> | C <u>D FIALKOWSKI</u> | <u>4795</u> | X <u>P. Clayton</u> | <u>11-7</u> | <u>11-12</u> | <u>1-11</u> | <u>5-11</u> | <u>4-11</u> | <u>1</u> | <u>5</u> |
| 7 | <u>158</u> | B <u>D GASKIEWICZ</u> | <u>1002</u> | Y <u>P. Swan</u> | <u>6-11</u> | <u>3-11</u> | <u>13-11</u> | <u>11-9</u> | <u>11-5</u> | <u>2</u> | <u>5</u> |
| 8 | <u>7291</u> | D <u>L LEWANDOWSKI</u> | <u>626</u> | Z <u>P. Swan</u> | <u>9</u> | <u>-4</u> | <u>2</u> | <u>-10</u> | <u>-6</u> | <u>2</u> | <u>6</u> |
| Final Match Score: | | | | | | | | | | <u>2</u> | <u>6</u> |

Signed and Checked by Referee:

Match Result

| HOME TEAM | SCORE | AWAY TEAM | SCORE |
|--|----------|---|----------|
| <u>Polska</u> | <u>2</u> | <u>Cippenham III</u> | <u>5</u> |
| Signed Home Team Captain <u>J Woznica</u> | | Signed Away Team Captain <u>P. Clayton</u> | |

Brief comments, please, about the player of the match:

A. DRAPKIN

Tel: (0191) 251 4983

8, Garsdale Road,
Whitley Bay,
Tyne and Wear,
NE26 4NU

BRITISH LEAGUE

DIVISION 4 SOUTH AND WEST

GUINNESS POLSKA PLAYED IN WANT ORDER
IN ALL FOUR MATCHES

RESULTS NOW AS FOLLOWS -

| | |
|------------------|-----|
| ✓ CIPPENHAM | 1-7 |
| ✓ PROGRESS V | 0-8 |
| ✓ COTTON HACKETT | 0-8 |
| ✓ BRIGHTON II | 0-8 |



British League

Promoted by The English Table Tennis Association Limited

Match Result Sheet

PLEASE WRITE WITH BLACK BALL POINT PEN IN BLOCK CAPITALS

Umpire: Players Date: 11/9/05 Venue: Southall Division: 4SW

| HOME TEAM | NAME OF PLAYER | | LICENCE | AWAY TEAM | NAME OF PLAYER | | LICENCE |
|---------------|----------------|--------------------|-------------|----------------------|----------------------|--|-------------|
| <u>Polska</u> | | | | <u>Cippenham III</u> | | | |
| | | | | | | | |
| <u>A</u> | <u>Jozef</u> | <u>WOZNICA</u> | <u>5378</u> | <u>W</u> | <u>Paul Baker</u> | | <u>8625</u> |
| <u>B</u> | <u>DANEK</u> | <u>BASKIEWICZ</u> | <u>158</u> | <u>X</u> | <u>Phil Clarkson</u> | | <u>4795</u> |
| <u>C</u> | <u>Daniel</u> | <u>FIALKOWSKI</u> | <u>7816</u> | <u>Y</u> | <u>Oliver Shaw</u> | | <u>1002</u> |
| <u>DA</u> | <u>LUKASZ</u> | <u>LEWANDOWSKI</u> | <u>3291</u> | <u>Z</u> | <u>Ashley Shaw</u> | | <u>626</u> |

IMPORTANT:

the score of the player losing the game shall be shown in the result column for that game, a minus sign being used if the player loses

| Set No. | Licence Number | Home Team (Please include First Name) | Licence Number | Away Team (Please include First Name) | 1 st Game | 2 nd Game | 3 rd Game | 4 th Game | 5 th Game | Match Score | |
|---------|----------------|--|----------------|--|----------------------|----------------------|----------------------|----------------------|----------------------|-------------|----------|
| | | | | | | | | | | H | A |
| 1 | 5378 | <u>A J</u> <u>WOZNICA</u> | <u>4795</u> | <u>X</u> <u>P. Clarkson</u> | <u>-10</u> | <u>-10</u> | <u>-9</u> | <u>-</u> | <u>-</u> | <u>0</u> | <u>4</u> |
| 2 | 158 | <u>B D</u> <u>BASKIEWICZ</u> | <u>8625</u> | <u>W</u> <u>P Baker</u> | <u>12-14</u> | <u>10-12</u> | <u>8-11</u> | <u>-</u> | <u>-</u> | <u>8</u> | <u>2</u> |
| 3 | 7816 | <u>CD</u> <u>FIALKOWSKI</u> | <u>626</u> | <u>Z</u> <u>A Shaw</u> | <u>8-11</u> | <u>6-11</u> | <u>11-8</u> | <u>11-6</u> | <u>11-6</u> | <u>1</u> | <u>2</u> |
| 4 | 3291 | <u>DL</u> <u>LEWANDOWSKI</u> | <u>1002</u> | <u>Y</u> <u>O Shaw</u> | <u>10-12</u> | <u>10-12</u> | <u>11-8</u> | <u>9-11</u> | <u>-</u> | <u>9</u> | <u>3</u> |
| 5 | 5378 | <u>A J</u> <u>WOZNICA</u> | <u>8625</u> | <u>W</u> <u>P Baker</u> | <u>6-11</u> | <u>8-11</u> | <u>6-11</u> | <u>-</u> | <u>-</u> | <u>1</u> | <u>4</u> |
| 6 | 7816 | <u>C DANIEL</u> <u>FIALKOWSKI</u> | <u>4795</u> | <u>X</u> <u>P Clarkson</u> | <u>11-7</u> | <u>14-12</u> | <u>1-11</u> | <u>5-11</u> | <u>4-11</u> | <u>9</u> | <u>5</u> |
| 7 | 158 | <u>B DANEK</u> <u>BASKIEWICZ</u> | <u>1002</u> | <u>Y</u> <u>O Shaw</u> | <u>6-11</u> | <u>3-11</u> | <u>13-11</u> | <u>11-9</u> | <u>11-5</u> | <u>2</u> | <u>5</u> |
| 8 | 3291 | <u>D LUKASZ</u> <u>LEWANDOWSKI</u> | <u>626</u> | <u>Z</u> <u>A Shaw</u> | <u>9</u> | <u>-4</u> | <u>2</u> | <u>-10</u> | <u>-6</u> | <u>20</u> | <u>6</u> |

Final Match Score: 2/6

Signed and Checked by Referee: 

1-7

Match Result

| HOME TEAM | SCORE | AWAY TEAM | SCORE |
|--|-----------|---|-----------|
| <u>POLSKA</u> | <u>21</u> | <u>CIPPENHAM III</u> | <u>67</u> |
| Signed Home Team Captain <u>J Woznica</u> | | Signed Away Team Captain <u>P Clarkson</u> | |

Brief comments, please, about the player of the match:

Paul Baker

British League

Promoted by The English Table Tennis Association Limited

Match Result Sheet

PLEASE WRITE WITH BLACK BALL POINT PEN IN BLOCK CAPITALS

Umpire: Date: Venue: Division:

| HOME TEAM | | | AWAY TEAM | ROUND | TABLE |
|-----------|----------------|---------|-----------|----------------|---------|
| | NAME OF PLAYER | LICENCE | | NAME OF PLAYER | LICENCE |
| A | | | W | | 7700 |
| B | | | X | | 1246 |
| C | | | Y | | 6516 |
| D | | | Z | | 2877 |

IMPORTANT:

The score of the player losing the game shall be shown in the result column for that game, a minus sign being used if the player loses

| Set No. | Licence Number | Home Team (Please include First Name) | Licence Number | Away Team (Please include First Name) | 1 st Game | 2 nd Game | 3 rd Game | 4 th Game | 5 th Game | Match Score | |
|---------|----------------|--|----------------|--|----------------------|----------------------|----------------------|----------------------|----------------------|-------------|---|
| | | | | | | | | | | H | A |
| 1 | 2625 | A Phil Fother | 1246 | X Phil Pack | 11-5 | 11-8 | 11-1 | | | 1 | |
| 2 | 1745 | B Phil Stockport | 7700 | W Phil Mowbray | -11 | 7 | -9 | 8 | 5 | | |
| 3 | 1002 | C Phil Fother | 2877 | Z Phil Mowbray | 11 | 4 | 6 | | | | |
| 4 | 126 | D Phil Fother | 6516 | Y Phil Mowbray | -9 | -5 | -5 | | | | |
| 5 | 2625 | A Phil Fother | 7700 | W Phil Mowbray | 10-12 | 11-9 | 11-5 | 14 | 12 | | |
| 6 | 1002 | C Phil Fother | 1246 | X Phil Mowbray | 10 | 6 | 6 | | | | |
| 7 | 1745 | B Phil Fother | 6516 | Y Phil Mowbray | 7 | 1 | 2 | | | 6 | 1 |
| 8 | 126 | D Phil Fother | 2877 | Z Phil Mowbray | -8 | 11 | 10 | 6 | | 7 | 1 |

Final Match Score:

Signed and Checked by Referee:

Match Result

| HOME TEAM | SCORE | AWAY TEAM | SCORE |
|--------------------------|-------|--------------------------|-------|
| | 7 | | 1 |
| Signed Home Team Captain | | Signed Away Team Captain | |

Brief comments, please, about the player of the match:

British League

Promoted by The English Table Tennis Association Limited

Match Result Sheet

PLEASE WRITE WITH BLACK BALL POINT PEN IN BLOCK CAPITALS

Umpire: Player Date: 10/9/05 Venue: Wolke-11 Division: 4. W.

| HOME TEAM | NAME OF PLAYER | | LICENCE | AWAY TEAM | NAME OF PLAYER | | LICENCE | ROUND | TABLE |
|----------------------|-------------------------|--|-------------|--------------------|-----------------------|--|-------------|----------|----------|
| <u>Dill Woolcock</u> | <u>Richard Marshall</u> | | <u>5900</u> | <u>CIPPOMINI W</u> | <u>Philip Clarkon</u> | | <u>4715</u> | <u>2</u> | <u>1</u> |
| | <u>Liz May</u> | | <u>1796</u> | | <u>Alan How</u> | | <u>1002</u> | | |
| | <u>Harvey Cotton</u> | | <u>5913</u> | | <u>Alan How</u> | | <u>126</u> | | |
| | <u>Wally Smith</u> | | <u>7144</u> | | <u>Alan How</u> | | <u>516</u> | | |

IMPORTANT:

the score of the player losing the game shall be shown in the result column for that game, a minus sign being used if the player loses

| Set No. | Licence Number | Home Team (Please include First Name) | Licence Number | Away Team (Please include First Name) | 1 st Game | 2 nd Game | 3 rd Game | 4 th Game | 5 th Game | Match Score | |
|---------|----------------|--|----------------|--|----------------------|----------------------|----------------------|----------------------|----------------------|-------------|---|
| | | | | | | | | | | H | A |
| 1 | | A Richard Marshall | | X Alan How | 11-7 | 11-11 | 11-11 | 11-11 | | | |
| 2 | | B Liz May | 1796 | W Philip Clarkon | 5-11 | 11-4 | | | | 1 | 1 |
| 3 | | C Harvey Cotton | | Z Alan How | 11-3 | 3-11 | 11-9 | | | 2 | 1 |
| 4 | | D Wally Smith | | Y Alan How | | | | | | | |
| 5 | | A Richard Marshall | | W Philip Clarkon | | | | | | | |
| 6 | | C Harvey Cotton | | X Alan How | | | | | | | |
| 7 | | B Liz May | | Y Alan How | | | | | | | |
| 8 | | D Wally Smith | | Z Alan How | | | 5-4 | 7-2 | | | |

Final Match Score:

Signed and Checked by Referee:

Match Result

| HOME TEAM | SCORE | AWAY TEAM | SCORE |
|--------------------------|----------|--------------------------|-----------|
| <u>Dill Woolcock</u> | <u>1</u> | <u>CIPPOMINI W</u> | <u>11</u> |
| Signed Home Team Captain | | Signed Away Team Captain | |

Brief comments, please, about the player of the match:

British League

Promoted by The English Table Tennis Association Limited

Match Result Sheet

PLEASE WRITE WITH BLACK BALL POINT PEN IN BLOCK CAPITALS

Umpire: P. Jones Date: 10/1/05 Venue: Wootton Bassett Division: 4500

| HOME TEAM | NAME OF PLAYER | | LICENCE | AWAY TEAM | NAME OF PLAYER | | LICENCE |
|--------------|----------------|--|---------|-----------------|----------------|--|---------|
| CHAMPION III | | | | Wootton Bassett | | | |
| A | | | | W | CHRIS PRINCE | | 3235 |
| B | | | | X | DAVE MINZEL | | 3140 |
| C | | | | Y | NICK WEBB | | 5120 |
| D | | | | Z | GARTH KNOWLES | | 2433 |

IMPORTANT:

the score of the player losing the game shall be shown in the result column for that game, a minus sign being used if the player loses

| Set No. | Licence Number | Home Team (Please include First Name) | Licence Number | Away Team (Please include First Name) | 1 st Game | 2 nd Game | 3 rd Game | 4 th Game | 5 th Game | Match Score | |
|---------|----------------|--|----------------|--|----------------------|----------------------|----------------------|----------------------|----------------------|-------------|---|
| | | | | | | | | | | H | A |
| 1 | | A | 3140 | X DAVE MINZEL | 3-9 | 3-11 | 11-6 | 11-11 | 11-11 | | |
| 2 | | B | 3235 | W CHRIS PRINCE | 11-6 | 11-8 | 11-11 | 11-11 | 11-11 | 2 | 0 |
| 3 | | C | 2433 | Z GARTH KNOWLES | | | | | | | |
| 4 | | D | 5120 | Y NICK WEBB | | | | | | | |
| 5 | | A | 3235 | W CHRIS PRINCE | 11-11 | | 11-11 | 11-11 | 11-11 | | |
| 6 | | C | 3140 | X DAVE MINZEL | | | | | | | |
| 7 | | B | 5120 | Y NICK WEBB | | | | | | | |
| 8 | | D | 2433 | Z GARTH KNOWLES | 6-11 | 11-8 | 13-15 | 9-11 | 11-11 | 5 | 3 |

Final Match Score: 5 3

Signed and Checked by Referee: P. Jones

Match Result

| | | | |
|---------------------------|------------|---|------------|
| HOME TEAM CHAMPION III | SCORE 5 | AWAY TEAM SOUTHAMPTON WEST | SCORE 3 |
| Signed Home Team Captain | | Signed Away Team Captain C. King | |

Brief comments, please, about the player of the match: